

SINGER

28W

PRICE LIST

OF

PARTS



MACHINES

OF

CLASS 28 w

THE SINGER MANUFACTURING CO.

INDEX

	PAGE
ACCESSORIES.....	35
BOBBIN WINDER.....	35
FEED DOGS.....	39
KNEE LIFTER PARTS.....	36-37
LAP SEAM FELLERS.....	49
“ “ GUIDE.....	50
MACHINE No. 28 w 1.....	7
“ “ 28 w 4.....	16
“ “ 28 w 100.....	25
“ “ 28 w 104.....	34
NEEDLE HOLDERS.....	40
NUMERICAL LIST OF PARTS.....	59
OBSOLETE PARTS.....	58
PRESSER FEET.....	41
“ FOLDERS.....	51
SHIRT FACING FOLDERS.....	52
STRIP REELS.....	51
THREAD UNWINDER.....	37
THROAT PLATES.....	45
UNDER DRIVER.....	56

From the library of: Diamond Needle Corp

Instructions for Ordering

In ordering from this list, use **ONLY** the **PART** number in the **FIRST** column.

The number stamped on a Sewing Machine Part is the number of the Single Part only, except when the part includes Set Screws, Clamping Screws, Studs and Rollers Spun on, Small Wires riveted, or Parts soldered together, etc., which it is necessary to furnish in combination.

Every combination of parts sent out has its specific number which, although not stamped on Parts (except in above cases) must be used when ordering the combination.

Each number always indicates the **SAME PART** in whatever list it appears, or for whatever Machine.

The letters after some of the numbers indicate the style of finish only, as follows:

- A. Hardened, Polished and Plated.
- B. Polished and Plated.
- C. Hardened only.
- D. Polished only.
- E. Soft, not polished.
- F. Hardened and Polished.
- H. Blued.

These letters **MUST BE USED** when they appear in the list and **AFTER** the number, as in the list.

In this series

200001 to 201500 are Screw Numbers.

201501 to 201800 are Nut Numbers.

201801 to 202000 are Roller Numbers.

202001 and upward are numbers of Machine Parts.


The figures in the second column refer only to the plate in which the illustration of the part is shown and are **NOT TO BE USED** in ordering.

Two or more numbers over a cut indicate that the difference between such parts is not visible in an illustration.

Parts marked with an asterisk (*) are furnished only when repairs are made at the factory.

LIST OF PARTS COMPLETE

FOR



MACHINE No. 28 w 1

DROP FEED

For Shirts, Underwear, Wrappers, Etc.

In gauges from 3/8 inch. to 2 1/4 inches.

No.	Plate	Name	Each
*204161	-----	Arm	\$ —
*204412	-----	" 204161 with 200439c, 202036 and 201705	—
204163	12305	Arm Cap	10
200278H	12311	" " Screw	05
202248H	12307	" " " Washer	05
204235	-----	" Position Pin (2)	02
200963E	12311	" Screw (3)	06
202005	12308	" " Washer (3)	01
203202	12316	" Shaft	1 75
201705	12334	" " Bushing (front)	35
200439c	12311	" " " Position Screw	05
204410	12346	" " Connection with four 200054E (2)	75

From the library of: Diamond Needle Corp

No.	Plate	Name	Each
200054E	12307	Arm Shaft Connection Screw	\$ 03
202299	-----	" " Oil Packing (wick) (2)	01
204805	12346	Balance Wheel, 5½ in. diam. (belt groove 3 in. diam.), with 200328c and 200335c	1 00
200062H	12311	Balance Wheel Adjusting Screw	07
200328c	12311	" " Position Screw	04
200335c	12311	" " Set Screw	04
*213138	-----	Bed	—
*212892	-----	" 213138 with 200840e, 202062, 202299, 203248, 213124, two each 200362c and 200516e	—
202258	12345	Bed Hinge Connection (2)	08
200570E	12311	" " " Screw (4)	05
203329	11904	" Slide (back)	30
203301	12334	" " (front), for gauges from ¾ to 1 inch	35
213750	11925	Bed Slide (front), for gauges from 1½ to 2½ inches	35
203208	12312	Bobbin	05
203210	12312	" Case Base with 202056, 203211 to 203213 and 203216	55
203211	12312	Bobbin Case Base Latch	05
*202056	12312	" " " " Pin	—
203212	12312	" " " " Plunger	02
203213	12312	" " " " Spring	01
203209	12312	" " Cap with 200984e, 203214, 203215 and two 200594e	25
203214	12312	Bobbin Case Tension Spring	10
200984E	12312	" " " " Regulating Screw	01
200594E	12312	Bobbin Case Tension Spring Screw	02
203215	12312	" " Thread Guide	05
200594E	12312	" " " " Screw	02
203216	12312	" " Washer (cloth) Per 100	25
203217	12312	Bobbin Case complete, Nos. 203209 and 203210	80
204533	12346	Face Plate with 200366H, 204730, two each 200368H, 202090, 204281 and three 200397H	1 10
200053c	12311	Face Plate Screw	01
204730	12386	" " Thread Guide	03
200397H	12309	" " " " Set Screw	02
204874	12346	Face Plate complete, Nos. 200135c, 200319c, 200577H, 204277 to 204280, 204533, 204555, two each 200309c, 204059 and 204272	3 50
203303	12334	Feed Bar with 204189	50
203309	-----	" " 203303 with 200214e, 201525E and 204200	1 00
200214E	12310	Feed Bar Hinge Screw	12

No.	Plate	Name	Each
201525E	12310	Feed Bar Hinge Screw Nut	\$ 03
214424	12386	" " Spring	04
204189	12306	" " " Hook	01
211883	12362	" Dog, for 211880	75
211886	12125	" " " 211015	75
211896	12126	" " " 211894	75
211907	12127	" " " 211897	1 00
211902	12127	" " " 211900	1 00
211957	11929	" " " 211956	1 00
211944	12363	" " " 211913	1 00
212082	11931	" " " 212081	1 00
221346	11936	" " " 221347	75
200106E	12311	" " Screw (2)	02
203233	12305	" Driving Cam with 200382c and 200437c	50
204192	11925	Feed Driving Cam Fork Lever with 204195 and 204293	85
204193	12334	Feed Driving Cam Fork Lever Conne- tion with 200668c and 201525E	35
204194	12306	Feed Driving Cam Fork Lever Conne- tion Clamp with 200031c	45
200031c	12311	Feed Driving Cam Fork Lever Conne- tion Clamp Pinch Screw	04
200668c	12310	Feed Driving Cam Fork Lever Conne- tion Clamp Screw Stud	06
201525E	12310	Feed Driving Cam Fork Lever Conne- tion Clamp Screw Stud Nut	03
200002E	12310	Feed Driving Cam Fork Lever Conne- tion Hinge Screw	07
201522E	12310	Feed Driving Cam Fork Lever Conne- tion Hinge Screw Nut	03
*204195	-----	Feed Driving Cam Fork Lever Shaft	—
204197	12306	" " " " " " Col- lar with 200113E	15
200113E	12308	Feed Driving Cam Fork Lever Shaft Col- lar Set Screw	03
204293	12308	Feed Driving Cam Fork Lever Shaft Position Pin	01
204196	12307	Feed Driving Cam Fork Lever Shaft Sleeve (split)	25
200043c	12311	Feed Driving Cam Fork Lever Shaft Sleeve Set Screw	04
201524E	12310	Feed Driving Cam Fork Lever Shaft Sleeve Set Screw Nut	03
204198	12334	Feed Driving Cam Fork Lever complete, Nos. 204192 and 204194	1 30
200437c	12311	Feed Driving Cam Position Screw	06
200382c	11902	" " " Set Screw	02
204199	12346	" " Rock Shaft	35

No.	Plate	Name	Each
206554		Feed Driving Rock Shaft 204199 with 200002r, 201522r and 204193	\$ 80
202305c	12307	Feed Driving Rock Shaft Center (2)	06
200043c	12311	" " " " " " Set Screw (2)	01
204200	12305	Feed Driving Rock Shaft Crank with 204189 (on left side) and two 200383c	35
200383c	12311	Feed Driving Rock Shaft Crank Set Screw	02
203235	12308	Feed Lifting Cam with 202126	75
204202	12308	" " " Fork with 200027r	75
200027r	12310	" " " " Pinch Screw	01
202126	12308	" " " Position Pin	01
200045c	12310	" " " Screw	03
203305	12334	" " " Rock Shaft	30
203315	12334	" " " " 203305 with 203238	65
202305c	12307	Feed Lifting Rock Shaft Center (2)	06
200043c	12311	" " " " " " Set Screw (2)	01
202276	12308	Feed Lifting Rock Shaft Slide Block	15
203238	12308	" " " " " " " " 202276 with 200243r and 201531r	35
200243r	12310	Feed Lifting Rock Shaft Slide Block Hinge Screw	08
201531r	12308	Feed Lifting Rock Shaft Slide Block Hinge Screw Nut	03
204206	12306	Feed Regulating Handle	10
204207	12334	" " " " 204206 with 200098r, 202622, 204208 to 204210 and 204213	55
204208	12307	Feed Regulating Handle Adjustable Stop	05
200098r	12307	" " " " " " " " Screw	03
204209	12307	Feed Regulating Handle Position Pin	01
204210	12306	" " " " Shaft	20
204211	12306	" " " " " Crank with 200078c	20
204212	12307	Feed Regulating Handle Shaft Crank Link	15
200271r	12311	Feed Regulating Handle Shaft Crank Link Hinge Screw (lower)	05
200291r	12307	Feed Regulating Handle Shaft Crank Link Hinge Screw (upper)	05
200078c	12307	Feed Regulating Handle Shaft Crank Set Screw	03
204213	12307	Feed Regulating Handle Shaft Sleeve (split)	15
200362c	12311	Feed Regulating Handle Shaft Sleeve Set Screw	03

No.	Plate	Name	Each
202622	12306	Feed Regulating Handle Shaft Sleeve Washer	\$ 01
202036	12310	Feed Regulating Handle Stop Pin	01
204214	--	Feed Regulating Handle complete, Nos. 200291r, 204207, 204211 and 204212	95
*203239	----	Hook (sewing)	--
203240	12312	" 203239 with 200600r, 200616r and 203251	2 20
203290	12312	Hook and Bobbin Case complete, Nos. 203217 and 203240	3 00
203241	12312	Hook Bevel Gear Socket, 24 teeth	85
213630	12342	" " " " Oil Guard (left) (back)	20
213367	12342	Hook Bevel Gear Socket Oil Guard (left) (front)	20
213633	12342	Hook Bevel Gear Socket Oil Guard (right) (back)	20
213368	12342	Hook Bevel Gear Socket Oil Guard (right) (front)	20
200099r	12350	Hook Bevel Gear Socket Oil Guard Screw (4)	02
200555r	12312	Hook Bevel Gear Socket Screw	05
203242	11007	" " Pinion, 24 teeth, with two 200383c (2)	00
200383c	12311	Hook Bevel Pinion Set Screw	02
213136	12346	" Counter Shaft	45
203244	11007	" " " Collar with two 200393c	20
200393c	11007	Hook Counter Shaft Collar Set Screw	02
203245	11007	" " " Driving Gear, 44 teeth, with 200362c and 200439c	00
213154	12305	Hook Counter Shaft Driving Gear 203245 with 200045c and 203235	1 80
200439c	12311	Hook Counter Shaft Driving Gear Position Screw	05
200362c	12311	Hook Counter Shaft Driving Gear Set Screw	03
203246	11007	Hook Counter Shaft Gear, 22 teeth, with two 200383c	75
200383c	12311	Hook Counter Shaft Gear Set Screw	02
202299	----	" " " Oil Packing (wick)	01
200840r	12311	" " " " " " " " Stop Screw	10
213132	12346	Hook Driving Shaft	1 60
203248	12334	" " " Bearing with 202299	20
202299	----	" " " " Oil Packing (wick)	01
202126	12308	Hook Driving Shaft Bearing Position Pin	01

No.	Plate	Name	Each
200516E	12311	Hook Driving Shaft Bearing Screw.....	\$.08
213124	12350	" " " Bushing (eccentric)	25
202299	-----	" " " " Oil Packing (wick)	01
200362C	12311	Hook Driving Shaft Bushing Set Screw	03
213141	12350	" " " " Collar with two 200393c	20
200393C	11007	Hook Driving Shaft Collar Set Screw...	02
203251	12312	" " " " " Gib	40
200600E	12312	" " " " " Hinge Screw	02
200616E	12312	" " " " " Screw	02
203542	11230	" Saddle (left) with 200840e and two 202299	1 50
203541	11230	Hook Saddle (right) with 202299	1 25
202299	-----	" " " Oil Packing (wick)	01
200006E	11007	" " " " " Screw (H)	07
225585E	12319	" " " " " Washer (H)	02
203254	12312	" " " " " Washer	20
203544	11230	Hook Saddle (left) complete, Nos. 200555n, 203241, 203254, 203290 and 203542	5 50
203543	11230	Hook Saddle (right) complete, Nos. 200555n, 203241, 203254, 203290 and 203541	5 25
203545	11230	Hook Saddle Combination (left and right) complete, Nos. 203543 and 203544,...	11 00
202445	11125	Knee Lifter Connection Lever with 202446	07
227311	-----	Knee Lifter Connection Lever 202445 with 200224n, 200262n, 227302 and 227308	50
200224n	12306	Knee Lifter Connection Lever Hinge Screw	12
227308	11125	Knee Lifter Connection Lever Lifting Rod with 202302	05
202302	12321	Knee Lifter Connection Lever Lifting Rod Cotter Pin	01
202446	12306	Knee Lifter Connection Lever Pin	03
227302	11125	" " " " " Lifting Lever	10
200262n	12306	" " " " " Hinge Screw ..	10
231390	11904	Needle Bar (hollow)	80
204248	12307	" " " " " Connecting Link	35
200658c	12307	" " " " " Hinge Screw Stud	10
201519c	12307	Needle Bar Connecting Link Hinge Screw Stud Nut	03
201249	12308	Needle Bar Connecting Stud with 200072c and 202277	40
202277	-----	Needle Bar Connecting Stud Oil Packing (wick)	01

No.	Plate	Name	Each
200072c	12308	Needle Bar Connecting Stud Pinch Screw	\$.03
204326	-----	Needle Bar Packing Cord (2) ... Per 100	25
200504E	12310	" " " " " Screw Bushing (lower)	05
200503B	12310	" " " " " " (upper)	05
231385	11935	" " " " " Holder, in $\frac{3}{4}$ in. gauge, with 201030e and two 200141E	1 50
231386	11935	Needle Holder, in gauges from $\frac{3}{8}$ to $2\frac{1}{4}$ in., in steps of $\frac{1}{8}$ in., with 201030e and two 200141E	1 75
201030E	11935	Needle Holder Screw	02
200141E	11935	" " " " " Set Screw	02
204251	12334	Presser Bar (hollow), with 200074e....	80
204252	12308	" " " " " Lifter	20
200550c	12311	" " " " " Hinge Screw	08
204253	12308	" " " " " Lifting Bracket with 200086c	40
200086c	12308	" " " " " " " Pinch Screw ..	03
204254	12307	" " " " " " " " Position Guide	30
200362c	12311	" " " " " " " " " " Set Screw	03
204327	12306	Presser Bar Packing Washer (felt)	Per 100 25
200504E	12310	Presser Bar Screw Bushing (lower)....	05
204255	12310	" " " " " Spring	10
200491B	12305	" " " " " Thumb Screw (pressure regulating)	25
229107	11932	Presser Foot, 46 needle hole, for needle sizes 5 to 7, in $\frac{3}{4}$ in. gauge	85
229108	13073	Presser Foot, 46 needle hole, for needle sizes 5 to 7, in gauges from $\frac{3}{8}$ to 1 in., in steps of $\frac{1}{8}$ inch	95
229110	13073	Presser Foot, 46 needle hole, for needle sizes 5 to 7, in gauges from $1\frac{1}{8}$ to $1\frac{1}{2}$ in., in steps of $\frac{1}{8}$ inch	1 25
229117	13075	Presser Foot, 46 needle hole, for needle sizes 5 to 7, in gauges from 1 $\frac{1}{2}$ to 2 $\frac{1}{2}$ in., in steps of $\frac{1}{8}$ inch	1 50
200074E	12308	Presser Foot Screw	03
212920	-----	Take-up Cam with 200335c and 200430c.	1 35
203268	12334	" " " " " 212920 with 200383c, 200658c and 201519c	1 50
203172	12307	Take-up Cam Friction Washer	05
200430c	12311	" " " " " Position Screw	08
200383c	12311	" " " " " " Check Screw	02
200335c	12311	" " " " " " Set Screw	04
204553	12386	" " " " " Lever with 204265	75
206601	-----	" " " " " 204553 with 204263	90
204263	12310	" " " " " Bearing with 204264	15
204264	12306	" " " " " " Position Pin	01
200042E	12311	" " " " " " Screw	05

No.	Plate	Name	Each
204265		Take-up Lever Oil Guard	\$.05
204846	12307	" " Roller	12
204554	12386	Take-up Lever complete, Nos. 200042e, 204846 and 206601	1 .00
202402	12309	Tension Disc05
202090	12309	" " Position Pin01
204555	11935	" Release Lever	10
200309e	10483	" " " Screw04
202075	12309	" " Plunger03
215609	-----	" " Slide	18
204268	12310	" " " 215609 with 204269	20
204269	12308	" " " Spring02
202407	12309	" Spring05
200632b	12309	" Stud	20
200397b	12309	" " Set Screw02
204572b	12309	" Thumb Nut04
204271	12309	" Washer05
204272	12309	Tension complete, Nos. 200632b, 204572b, 202075, 202407, 204271 and two 202402	50
204273	12308	Thread Controller Adjusting Collar with 200684b (for Presser Bar)	15
200684b	12308	Thread Controller Adjusting Collar Screw04
204274	12309	Thread Controller Plate	12
200577b	12344	" " " Screw02
202098	12309	" " Roller05
204275	12309	" " " Guard	10
202084	12309	" " " Washer01
200300c	12309	" " " Screw04
204276	12309	" " Spring (Per 100 \$1.25)03
204333	12309	" " " Guard08
200581b	12309	" " " " Screw02
204277	12309	" " " Stop	15
204278	12309	" " " Driving Gear	10
200319c	12309	" " " " " " " " " " " "	
		Hinge Screw04
200135c	12309	Thread Controller Spring Stop Screw03
204279	12309	" " " Stud with 204925	10
200366b	11902	" " " " Set Screw02
204925	12306	" " " " Washer01
205987	12309	Thread Controller complete, Nos. 200300c, 200581b, 202084, 202098, 204274, 204275 and 204333	42
204280	12309	Thread Controller and Spring complete, Nos. 204276 and 205987	45
203313	12386	Thread Guide	10
204556	12386	" " " " " " " " " " " "	.05
204281	12309	" Retainer Guide Wire01
202091	12309	" " Sleeve05
202092	12309	" " Spring01

No.	Plate	Name	Each
204058b	12309	Thread Retainer Stud	\$.07
200368b	12309	" " " Set Screw02
204059	12309	Thread Retainer complete, Nos. 202091, 202092 and 204058b	15
211880	12362	Throat Plate, 50 needle hole, for needle sizes 3 to 5, in gauges from $\frac{3}{16}$ to $1\frac{1}{16}$ in., in steps of $\frac{1}{16}$ in., for 211883	1 .50
211015	12125	Throat Plate, 50 needle hole, for needle sizes 3 to 5, in gauges $1\frac{3}{8}$, $1\frac{1}{2}$, $1\frac{5}{8}$ and $1\frac{3}{4}$ in., for 211886	1 .50
211894	12126	Throat Plate, 50 needle hole, for needle sizes 3 to 5, in gauges $1\frac{1}{4}$ and $1\frac{3}{8}$ in., for 211896	1 .50
221347	11936	Throat Plate, 50 needle hole, for needle sizes 3 to 5, in gauges $1\frac{1}{8}$ and $1\frac{1}{4}$ in., for 221346	1 .50
211897	12127	Throat Plate, 50 needle hole, for needle sizes 3 to 5, in gauges from $1\frac{1}{4}$ to $1\frac{1}{2}$ in., in steps of $\frac{1}{8}$ in., for 211907	2 .00
211900	12127	Throat Plate, 50 needle hole, for needle sizes 3 to 5, in gauges $1\frac{3}{8}$, $1\frac{1}{2}$, $1\frac{5}{8}$ and $1\frac{3}{4}$ in., for 211902	2 .00
211956	11929	Throat Plate, 50 needle hole, for needle sizes 3 to 5, in gauges $1\frac{1}{2}$, $1\frac{5}{8}$ and 2 in., for 211957	2 .00
211913	12363	Throat Plate, 50 needle hole, for needle sizes 3 to 5, in gauges $2\frac{1}{8}$, $2\frac{1}{4}$, $2\frac{3}{8}$ and $2\frac{1}{2}$ in., for 211914	2 .00
212081	11934	Throat Plate, 46 needle hole, for needle sizes 5 to 7, in gauges $2\frac{3}{8}$, $2\frac{1}{2}$ and $2\frac{1}{4}$ in., for 212082	2 .00
200461b	12319	Throat Plate Clamp Screw01
202062	12308	" " Position Pin01
200577b	12344	" " " Screw02

LIST OF PARTS COMPLETE
FOR
MACHINE No. 28 w 4
DROP FEED. ALTERNATING PRESSERS.

For Tailoring.

In gauges from $\frac{3}{4}$ to 2 inches.

No.	Plate	Name	Each
*204471	---	Arm	\$ --
*204417	---	" 204471 with 200439c, 202036 and 204705	---
204163	12305	Arm Cap	10
200278H	12311	" " Screw	05
202248H	12307	" " Washer	05
204235	---	" Position Pin (2)	02
200963E	12311	" Screw (3)	06
202005	12308	" " Washer (3)	01
213001	11901	" Shaft	1 85
204705	12334	" " Bushing (front)	35
200439c	12311	" " " Position Screw	05
204440	12346	" " Connection with four 200054e (2)	75
200054e	12307	Arm Shaft Connection Screw	03
202299	---	" " Oil Packing (wick) (2)	01
204805	12346	Balance Wheel, 5 $\frac{1}{2}$ in. diam. (belt groove 3 in. diam.), with 200328c and 200335c	1 00
200062H	12311	Balance Wheel Adjusting Screw	07
200328c	12311	" " Position Screw	04
200335c	12311	" " Set Screw	04
*213138	---	Bed	---
*212892	---	" 213138 with 200840E, 202062, 202299, 203248, 213124, two each 200362c and 200516E	---
202258	12345	Bed Hinge Connection (2)	08
200570E	12311	" " " Screw (4)	05
203329	11904	" Slide (back)	30
203301	12334	" " (front), for gauges from $\frac{3}{4}$ to 1 inch	35
213750	11925	Bed Slide (front), for gauges from 1 $\frac{1}{2}$ to 2 inches	35
203470	12368	Robbin	06

No.	Plate	Name	Each
*203498	---	Robbin Case	\$
203648	12368	" " Latch	10
*202056	12342	" " " Pin	---
203473	12368	" " " Plunger	10
203474	12368	" " " Spring	01
203499	11235	" " " Lever	60
203476	---	" " " Eccentric	30
204243	---	" " " " Position Pin	01
203506	11235	" " " Fulcrum	40
200066b	11235	" " " " Screw	03
203478	11235	" " " Slide Stud	10
203214	12312	" " Tension Spring	10
200984e	12312	" " " " " Regulating Screw	04
200594e	12312	Bobbin Case Tension Spring Screw	02
203216	12312	" " Washer (cloth)	25 Per 100
203500	11235	Bobbin Case complete, Nos. 200594e, 200984e, 202056, 203214, 203216, 203473, 203474, 203498 and 203648	1 00
213746	11901	Face Plate with 200366n, 202087, 204730, two each 200368n, 202090, 204281 and three 200397n	1 10
200052c	12311	Face Plate Screw	01
204730	12386	" " Thread Guide	03
200397n	12309	" " " " Set Screw	02
213747	11901	Face Plate complete, Nos. 200577n, 202088, 203766, 204280, 213746, two each 200309e, 204059 and 204272	3 50
203303	12334	Feed Bar with 204489	50
203309	---	" " 203303 with 200211e, 204525e and 204200	1 00
200244e	12310	Feed Bar Hinge Screw	12
204525e	12310	" " " " Nut	03
214424	12386	" " Spring	04
204489	12306	" " " Hook	01
211886	12125	" Dog, for 212071	75
211896	12126	" " " 211966	75
211899	12127	" " " 211968	1 00
211902	12127	" " " 212074	1 00
211914	12363	" " " 211970	1 00
200406e	12311	" " Screw (2)	02
203233	12305	" Driving Cam with 200382c and 200437c	50
204192	11925	Feed Driving Cam Fork Lever with 204195 and 204293	85
204193	12334	Feed Driving Cam Fork Lever Connection with 200668c and 204525e	35
204194	12306	Feed Driving Cam Fork Lever Connection Clamp with 200031c	45

From the library of: Diamond Needle Corp

No.	Plate	Name	Each
200031c	12311	Feed Driving Cam Fork Lever Connection Clamp Pinch Screw	\$ 04
200668c	12310	Feed Driving Cam Fork Lever Connection Clamp Screw Stud	06
201525E	12310	Feed Driving Cam Fork Lever Connection Clamp Screw Stud Nut	03
200002E	12310	Feed Driving Cam Fork Lever Connection Hinge Screw	07
201522E	12310	Feed Driving Cam Fork Lever Connection Hinge Screw Nut	03
*204195	---	Feed Driving Cam Fork Lever Shaft	---
204197	12306	" " " " " " " " Collar with 200413E	15
200413E	12308	Feed Driving Cam Fork Lever Shaft Collar Set Screw	03
204293	12308	Feed Driving Cam Fork Lever Shaft Position Pin	01
204196	12307	Feed Driving Cam Fork Lever Shaft Sleeve (split)	25
200043c	12311	Feed Driving Cam Fork Lever Shaft Sleeve Set Screw	04
201524E	12310	Feed Driving Cam Fork Lever Shaft Sleeve Set Screw Nut	03
204198	12334	Feed Driving Cam Fork Lever complete, Nos. 204192 and 204194	1 30
200437c	12311	Feed Driving Cam Position Screw	06
200382c	11902	" " " " Set Screw	02
204199	12346	" " Rock Shaft	35
206554	---	" " " " 204199 with 200002E, 201522E and 204193	80
202305c	12307	Feed Driving Rock Shaft Center (2)	06
200043c	12311	" " " " " " " " Set Screw (2)	04
204200	12305	Feed Driving Rock Shaft Crank with 204189 (on left side) and two 200383c	35
200383c	12311	Feed Driving Rock Shaft Crank Set Screw	02
202225	12308	Feed Lifting Cam with 202126	75
204202	12308	" " " " Fork with 200027E	75
200027E	12310	" " " " Pinch Screw	04
202126	12308	" " " " Position Pin	01
200045c	12310	" " " " Screw	03
203305	12334	" " Rock Shaft	30
203315	12334	" " " " 203305 with 203238	65
202305c	12307	" " " " " " Center (2)	06
200043c	12311	" " " " " " " " Set Screw (2)	04
202276	12308	Feed Lifting Rock Shaft Slide Block	15
203238	12308	" " " " " " " " " " 202276 with 200243E and 201531E	35

No.	Plate	Name	Each
200243E	12310	Feed Lifting Rock Shaft Slide Block Hinge Screw	\$ 08
201531E	12308	Feed Lifting Rock Shaft Slide Block Hinge Screw Nut	03
204206	12306	Feed Regulating Handle	10
204207	12334	" " " " 204206 with 200098E, 202622, 204208 to 204210 and 204213	55
204208	12307	Feed Regulating Handle Adjustable Stop	05
200098E	12307	" " " " " " " " Screw	03
204209	12307	Feed Regulating Handle Position Pin	01
204210	12306	" " " " Shaft	20
204211	12306	" " " " " " Crank with 200078c	20
204212	12307	Feed Regulating Handle Shaft Crank Link	15
200271E	12311	Feed Regulating Handle Shaft Crank Link Hinge Screw (lower)	02
200294E	12307	Feed Regulating Handle Shaft Crank Link Hinge Screw (upper)	02
200078c	12307	Feed Regulating Handle Shaft Crank Set Screw	03
204213	12307	Feed Regulating Handle Shaft Sleeve (split)	15
200362c	12311	Feed Regulating Handle Shaft Sleeve Set Screw	02
202622	12306	Feed Regulating Handle Shaft Sleeve Washer	01
202036	12310	Feed Regulating Handle Stop Pin	01
204214	---	Feed Regulating Handle complete, Nos. 200291E, 204207, 204211 and 204212	95
*203511	---	Hook (sewing)	1
203512	11235	" 203511 with 203513 and two 200616E	2 20
203514	11235	Hook and Bobbin Case complete, Nos. 203500 and 203512	3 00
213810	12368	Hook Bevel Gear Socket, 24 teeth	85
2005550	12312	" " " " " " " " Screw	05
203242	11007	" " " " Pinion, 24 teeth, with two 200383c (2)	1 00
200383c	12311	Hook Bevel Pinion Set Screw	02
213136	12346	" " Counter Shaft	45
203244	11007	" " " " " " Collar with two 200393c	20
200393c	11007	Hook Counter Shaft Collar Set Screw	02
203245	11007	" " " " " " Driving Gear, 41 teeth, with 200362c and 200439c	1 00
213154	12305	Hook Counter Shaft Driving Gear 203245 with 200045c and 203235	1 80

No.	Plate	Name	Each
200439c	12311	Hook Counter Shaft Driving Gear Position Screw	\$.05
200362c	12311	Hook Counter Shaft Driving Gear Set Screw	.03
203246	11907	Hook Counter Shaft Gear, 22 teeth, with two 200383c	.75
200383c	12311	Hook Counter Shaft Gear Set Screw	.02
202299	---	" " " Oil Packing (wick)	.01
200840e	12311	" " " " " "	
		Stop Screw	.10
213132	12346	Hook Driving Shaft	1 .60
203248	12334	" " " Bearing with 202299	.20
202299	---	" " " " Oil Packing (wick)	.01
202126	12308	Hook Driving Shaft Bearing Position Pin	.01
200516e	12311	Hook Driving Shaft Bearing Screw	.08
213121	12350	" " " Bushing (eccentric)	.25
202299	---	" " " " Oil Packing (wick)	.01
200362c	12311	Hook Driving Shaft Bushing Set Screw	.03
213141	12350	" " " Collar with two 200393c	.20
200393c	11907	Hook Driving Shaft Collar Set Screw	.02
203513	11235	" Gib	.45
200616e	12312	" " Screw	.02
213682	11925	" Saddle (left), with 200065b, 200840e and 202299	1 .85
213681	11925	Hook Saddle (right), with 200065b	1 .60
200006r	11907	" " Screw (D)	.07
202622	12306	" " " Washer (D)	.04
213036	12368	" Washer	.20
203516	11235	" " 213036 with 203476 and two 204243	.50
203654	11925	Hook Saddle (left) complete, Nos. 200555n, 203478, 203499, 203506, 203514, 203516, 213682 and 213810	7 .25
203655	11925	Hook Saddle (right) complete, Nos. 200555n, 203478, 203499, 203506, 203514, 203516, 213681 and 213810	7 .00
203656	---	Hook Saddle Combination complete, Nos. 203654 and 203655	14 .25
202445	11125	Knee Lifter Connection Lever with 202446	.07
227311	---	Knee Lifter Connection Lever 202445 with 200224n, 200262n, 227302 and 227308	.50
200224n	12306	Knee Lifter Connection Lever Hinge Screw	.12

No.	Plate	Name	Each
227308	11125	Knee Lifter Connection Lever Lifting Rod with 202302	\$.05
202302	12321	Knee Lifter Connection Lever Lifting Rod Cotter Pin	.01
202446	12306	Knee Lifter Connection Lever Pin	.03
227302	11125	" " Lifting Lever	.10
200262n	12306	" " " " Hinge Screw	.10
204475	12376	Lifting Lever with 200122n	1 .00
208389	---	" " 204475 with 200935e, 204534e, 204478 and 206659	2 .10
213904	11902	Lifting Lever Driving Crank	.80
204478	12376	" " " " Link	.40
200122n	10483	" " " " " Stop Screw	.03
200400c	11902	Lifting Lever Driving Crank Position Screw	.00
200387c	12376	Lifting Lever Driving Crank Position Screw Set Screw	.02
204479	11902	Lifting Lever Driving Crank Position Screw Set Screw Packing (brass)	.00
200181b	12376	Lifting Lever Stop Screw	.00
204480	10483	" " Stud Lifting Bracket with 200086c and 200181b	.75
208390	---	Lifting Lever Stud Lifting Bracket 204480 with 208389	2 .85
200086c	12308	Lifting Lever Stud Lifting Bracket Pinch Screw	.02
229654	11960	Lifting Presser Foot, 46 needle hole, for needle sizes 5 to 7, in gauges $\frac{3}{16}$, $\frac{1}{4}$ and $\frac{5}{16}$ in., for 229655	3 .00
206683	11960	Lifting Presser Foot, 46 needle hole, for needle sizes 5 to 7, in gauges from $\frac{3}{16}$ to $\frac{1}{4}$ in., in steps of $\frac{1}{32}$ in., for 206685	3 .00
229659	11961	Lifting Presser Foot, 46 needle hole, for needle sizes 5 to 7, in gauges from $\frac{1}{8}$ to $\frac{1}{4}$ in., in steps of $\frac{1}{16}$ in., for 229660	3 .75
206687	11962	Lifting Presser Foot, 46 needle hole, for needle sizes 5 to 7, in gauges from $\frac{1}{8}$ to $\frac{1}{4}$ in., in steps of $\frac{1}{16}$ in., for 206689	4 .00
200074e	12308	Lifting Presser Foot Screw	.03
231390	11904	Needle Bar (hollow)	.80
204484	10483	" " Connecting Link with 200488c	.50
200488c	12376	Needle Bar Connecting Link Pinch Screw	.02
204249	12308	" " " Stud with 200072c and 202277	.40


No.	Plate	Name	Each
202277		Needle Bar Connecting Stud Oil Packing (wick)	\$.01
200072c	12308	Needle Bar Connecting Stud Pinch Screw03
204226		" " Packing Cord (2) ... Per 100	25
200504E	12310	" " Screw Bushing (lower)05
200503B	12310	" " " " (upper)05
231385	11935	Needle Holder, in $\frac{3}{4}$ in. gauge, with 201030E and two 200141E	1 .50
231386	11935	Needle Holder, in gauges from $\frac{1}{2}$ to 2 in., in steps of $\frac{1}{8}$ in., with 201030E and two 200141E	1 .75
201030E	11935	Needle Holder Screw02
200141E	11935	" Set Screw02
204251	12334	Presser Bar (hollow), with 200071E80
204252	12308	" " Lifter20
200550c	12311	" " Hinge Screw08
204481	11902	" " Lifting Bracket Position Guide35
200362c	12311	Presser Bar Lifting Bracket Position Guide Set Screw03
204327	12306	Presser Bar Packing Washer (felt)	Per 100
200504E	12310	Presser Bar Screw Bushing (lower)05
204482	11902	" " Spring15
200491B	12305	" " Thumb Screw (pressure regulating)25
201506B	12376	Presser Bar Thumb Screw Check Nut ..	.06
213925	11904	Take-up Cam with 200347c, 200383c, 200387c, 200400c, 200430c and 204479	1 .75
203172	12307	Take-up Cam Friction Washer05
200430c	12311	" " Position Screw08
200383c	12311	" " " " Check Screw02
200347c	12321	" " Set Screw03
213005	11904	Take-up Cam complete, Nos. 204484, 213004 and 213925	3 .00
204553	12386	Take-up Lever with 20426575
206601		" " 204553 with 20426390
204263	12310	" " Bearing with 20426475
204264	12306	" " " Position Pin01
200042E	12311	" " " Screw05
204265		" " Oil Guard05
204816	12307	" " Roller12
204554	12386	Take-up Lever complete, Nos. 200042E, 204816 and 206601	1 .00
202402	12309	Tension Disc05
202090	12309	" " Position Pin01
203766	11935	" Release Lever10
200309E	10483	" " " Screw04
202075	12309	" " Plunger03
215609		" " Slide18

No.	Plate	Name	Each
204268	12310	Tension Release Slide 215609 with 204269 ..	\$.20
204269	12308	" " " Spring02
202407	12309	" Spring05
200632B	12309	" Stud20
200397D	12309	" " Set Screw02
201572B	12309	" Thumb Nut04
204271	12309	" Washer05
204272	12309	Tension complete, Nos. 200632B, 201572B, 202075, 202407, 204271 and two 20240250
204271		Thread Controller Plate12
200577D	12311	" " " Screw02
202098	12309	" " Roller05
204275	12309	" " " Guard10
202084	12309	" " " " Washer04
200300c	12309	" " " Screw01
204276	12309	" " Spring ... (Per 100 \$1.25)03
204333	12309	" " " Guard08
200581D	12309	" " " " Screw02
202087	11925	" " " Stop03
202088	10483	" " " Stud with 204925 ..	.10
200366D	11902	" " " " Set Screw ..	.02
204925	12306	" " " " Washer01
205987	12309	Thread Controller complete, Nos. 200300c, 200581D, 202084, 202098, 204274, 204275 and 20433342
204280	12309	Thread Controller and Spring complete, Nos. 204276 and 20598745
203313	12386	Thread Guide10
204556	12386	" "05
204281	12309	" Retainer Guide Wire01
202091	12309	" " Sleeve05
202092	12309	" " Spring01
204058B	12309	" " Stud07
200368D	12309	" " " Set Screw02
204059	12309	Thread Retainer complete, Nos. 202091, 202092 and 204058B15
212071	12137	Throat Plate, 46 needle hole, for needle sizes 5 to 7, in gauges from 1 to 1 $\frac{1}{8}$ in., in steps of $\frac{1}{16}$ in., for 211886	1 .50
211966	11927	Throat Plate, 46 needle hole, for needle sizes 5 to 7, in gauges 1 $\frac{1}{8}$ and 1 $\frac{1}{4}$ in., for 211896	1 .50
211968	11927	Throat Plate, 46 needle hole, for needle sizes 5 to 7, in gauges from 1 $\frac{1}{8}$ to 1 $\frac{1}{4}$ in., in steps of $\frac{1}{8}$ in., for 211899	2 .00
212071	12137	Throat Plate, 46 needle hole, for needle sizes 5 to 7, in gauges 1 $\frac{3}{8}$, 1 $\frac{1}{2}$, 1 $\frac{5}{8}$ and 1 $\frac{3}{4}$ in., for 211902	2 .00

No.	Plate	Name	Each
211970	11926	Throat Plate, 16 needle hole, for needle sizes 5 to 7, in gauges 12, 13, 14, 15 and 2 in., for 211911	\$ 2 00
200161b	12319	Throat Plate Clamp Screw	04
202062	12308	" " Position Pin	01
200577h	12311	" " Screw	02
206660	-----	Vibrating Presser Bar	45
206659	12376	" " " 206660 with 204193 and two 200438b	60
200935f	11935	Vibrating Presser Bar Hinge Screw	06
201531e	11902	" " " " " Nut	03
229838	12376	" " " " " Position Stop	50
200053e	12311	" " " " " Screw	04
204193	12376	Vibrating Presser Bar Spring	10
200138b	11902	" " " " " Screw	02
229655	11960	" " Foot, for 229654	2 00
206685	11960	" " " " 206683	2 00
229660	11961	" " " " 229659	3 75
206689	11962	" " " " 206687	3 75
200098f	12307	" " " " " Screw	03
203357	11902	" " " " " Washer	01

LIST OF PARTS COMPLETE

FOR



MACHINE No. 28 w 100

DROP FEED.

For Shirts, Underwear, Wrappers, Etc.

In gauges from 3/4 to 2 1/4 inches.

No.	Plate	Name	Each
*204290	-----	Arm	1/2 -
*204413	-----	" " 204290 with 200439c, 202036 and 204705	75
204163	12305	Arm Cap	10
200278h	12311	" " Screw	05
202248h	12307	" " " Washer	05
204235	-----	" Position Pin (2)	02
200963e	12311	" Screw (3)	06
202005	12308	" " Washer (3)	01
213622	12346	" Shaft	2 00
204705	12334	" " Bushing (front)	35
200439c	12311	" " " Position Screw	05
204440	12346	" " Connection with four 200054e (2)	75

From the library of: Diamond Needle Corp

No.	Plate	Name	Each
200054e	12307	Arm Shaft Connection Screw	\$.03
202299	"	" " Oil Packing (wick) (2)	.01
204805	12346	Balance Wheel, 5½ in. diam. (belt groove 3 in. diam.), with 200328c and 200335c	1 .00
200062a	12344	Balance Wheel Adjusting Screw	.07
200328c	12344	" " Position Screw	.04
200335c	12344	" " Set Screw	.04
*213634	----	Bed	---
*213684	----	" 213634 with 200840c, 202062, 202299, 203248, 213124, two each 200362c and 200516f	---
202258	12345	Bed Hinge Connection (2)	.08
200570e	12344	" " " Screw (4)	.05
203329	11904	" Slide (back)	.30
203301	12334	" " (front), for gauges from 7 to 1 inch	.35
213750	11925	Bed Slide (front), for gauges from 1½ to 2½ inches	.35
203208	12342	Bobbin	.05
203240	12342	" Case Base with 200056, 203244 to 203243 and 203246	.55
203244	12342	Bobbin Case Base Latch	.05
*202056	12342	" " " " Pin	---
203242	12342	" " " " Plunger	.02
203243	12342	" " " " Spring	.01
203209	12342	" " Cap with 200984b, 203244, 203245 and two 200594f	.25
203244	12342	Bobbin Case Tension Spring	.10
200984b	12342	" " " " " Regulating Screw	.01
200594f	12342	Bobbin Case Tension Spring Screw	.02
203245	12342	" " Thread Guide	.05
200594f	12342	" " " " " Screw	.02
203246	12342	" " Washer (cloth) Per 100	.25
203247	12342	Bobbin Case complete, Nos. 203209 and 203240	.80
204533	12346	Face Plate with 200366a, 204730, two each 200368a, 202090, 204284 and three 200397a	1 .10
200053c	12344	Face Plate Screw	.04
204730	12386	" " Thread Guide	.03
200397a	12309	" " " " " Set Screw	.02
204874	12346	Face Plate complete, Nos. 200435c, 200349c, 200577a, 204277 to 204280, 204533, 204555, two each 200309e, 204059 and 204272	3 .50
203303	12334	Feed Bar with 204189	.50
203309	---	" " 203303 with 200244e, 201525e and 204200	1 .00
200244e	12310	Feed Bar Hinge Screw	.12

No.	Plate	Name	Each
201525e	12310	Feed Bar Hinge Screw Nut	\$.03
214424	12386	" " Spring	.04
204189	12306	" " " Hook	.01
211883	12362	" " " Dog, for 211880	.75
211886	12125	" " " 211015	.75
211896	12126	" " " 211894	.75
211907	12127	" " " 211897	1 .00
211902	12127	" " " 211900	1 .00
211957	11929	" " " 211956	1 .00
211914	12363	" " " 211913	1 .00
212082	11931	" " " 212081	1 .00
224346	11936	" " " 224347	.75
200106e	12344	" " Screw (2)	.02
203233	12305	" Driving Cam with 200382c and 200437c	---
204192	11925	Feed Driving Cam Fork Lever with 204195 and 204293	---
204193	12334	Feed Driving Cam Fork Lever Connection with 200668c and 201525e	---
204194	12306	Feed Driving Cam Fork Lever Connection Clamp with 200031c	---
200031c	12344	Feed Driving Cam Fork Lever Connection Clamp Pinch Screw	---
200668c	12310	Feed Driving Cam Fork Lever Connection Clamp Screw Stud	---
201525e	12310	Feed Driving Cam Fork Lever Connection Clamp Screw Stud Nut	---
200002e	12310	Feed Driving Cam Fork Lever Connection Hinge Screw	---
201522e	12310	Feed Driving Cam Fork Lever Connection Hinge Screw Nut	---
*204195	---	Feed Driving Cam Fork Lever Shaft	---
204197	12306	" " " " " " " Col- lar with 200413f	.15
200413f	12308	Feed Driving Cam Fork Lever Shaft Col- lar Set Screw	.03
204293	12308	Feed Driving Cam Fork Lever Shaft Position Pin	.01
204196	12307	Feed Driving Cam Fork Lever Shaft Sleeve (split)	.25
200043c	12344	Feed Driving Cam Fork Lever Shaft Sleeve Set Screw	.04
201524e	12310	Feed Driving Cam Fork Lever Shaft Sleeve Set Screw Nut	.03
204198	12334	Feed Driving Cam Fork Lever complete, Nos. 204192 and 204194	1 .30
200437c	12311	Feed Driving Cam Position Screw	.06
200382c	11902	" " " " " Set Screw	.02
204294	12346	" " Rock Shaft	.35

No.	Plate	Name	Each
206555	---	Feed Driving Rock Shaft 204294 with 200002e, 201522e and 204193	\$ 80
202305c	12307	Feed Driving Rock Shaft Center (2)	06
200043c	12311	" " " " " " Set Screw (2)	04
204200	12305	Feed Driving Rock Shaft Crank with 204189 (on left side) and two 200383c	35
200383c	12311	Feed Driving Rock Shaft Crank Set Screw	02
203235	12308	Feed Lifting Cam with 202126	75
204202	12308	" " " " Fork with 200027e	75
200027e	12310	" " " " Pinch Screw	04
202126	12308	" " " " Position Pin	01
200045c	12310	" " " " Screw	03
203305	12334	" " " " Rock Shaft	30
203315	12334	" " " " 203305 with 203238	65
202305c	12307	Feed Lifting Rock Shaft Center (2)	06
200043c	12311	" " " " " " " " Set Screw (2)	04
202276	12308	Feed Lifting Rock Shaft Slide Block	15
203238	12308	" " " " " " " " 202276 with 200243e and 201531e	35
200243e	12310	Feed Lifting Rock Shaft Slide Block Hinge Screw	08
201531e	12308	Feed Lifting Rock Shaft Slide Block Hinge Screw Nut	03
204206	12306	Feed Regulating Handle	10
204207	12334	" " " " 204206 with 200098e, 202622, 204208 to 204210 and 204213	55
204208	12307	Feed Regulating Handle Adjustable Stop	05
200098e	12307	" " " " " " " " Screw	03
204209	12307	Feed Regulating Handle Position Pin	04
204210	12306	" " " " Shaft	20
204211	12306	" " " " " " Crank with 200078c	20
204212	12307	Feed Regulating Handle Shaft Crank Link	15
200271e	12311	Feed Regulating Handle Shaft Crank Link Hinge Screw (lower)	05
200291e	12307	Feed Regulating Handle Shaft Crank Link Hinge Screw (upper)	05
200078c	12307	Feed Regulating Handle Shaft Crank Set Screw	03
204213	12307	Feed Regulating Handle Shaft Sleeve (split)	15
200362c	12311	Feed Regulating Handle Shaft Sleeve Set Screw	03

No.	Plate	Name	Each
202622	12306	Feed Regulating Handle Shaft Sleeve Washer	\$ 01
202036	12310	Feed Regulating Handle Stop Pin	01
204214	-	Feed Regulating Handle complete, Nos. 200291e, 204207, 204211 and 204212	95
*203239	-	Hook (sewing)	1
203240	12312	" 203239 with 200600e, 200616e and 203254	2 20
203290	12312	Hook and Bobbin Case complete, Nos. 203217 and 203240	3 00
203241	12312	Hook Bevel Gear Socket, 24 teeth	85
213630	12342	" " " " Oil Guard (left) (back)	20
213637	12342	Hook Bevel Gear Socket Oil Guard (left) (front)	20
213633	12342	Hook Bevel Gear Socket Oil Guard (right) (back)	20
213638	12342	Hook Bevel Gear Socket Oil Guard (right) (front)	20
200099h	12350	Hook Bevel Gear Socket Oil Guard Screw (4)	22
200555h	12312	Hook Bevel Gear Socket Screw	25
203242	11007	" " Pinion, 24 teeth, with two 200383c (2)	1 00
200383c	12311	Hook Bevel Pinion Set Screw	02
213136	12346	" Counter Shaft	15
203244	11007	" " " " Collar with two 200393c	20
200393c	11007	Hook Counter Shaft Collar Set Screw	02
203245	11007	" " " " Driving Gear, 44 teeth, with 200362c and 200439c	1 00
213154	12305	Hook Counter Shaft Driving Gear 203245 with 200045c and 203235	1 80
200439c	12311	Hook Counter Shaft Driving Gear Position Screw	05
200362c	12311	Hook Counter Shaft Driving Gear Set Screw	03
203246	11007	Hook Counter Shaft Gear, 22 teeth, with two 200383c	75
200383c	12311	Hook Counter Shaft Gear Set Screw	02
202299	-	" " " " Oil Packing (wick)	01
200840e	12311	" " " " " " " " Stop Screw	10
213139	12346	Hook Driving Shaft	1 75
203248	12334	" " " " Bearing with 202299	20
202299	-	" " " " " " Oil Packing (wick)	01
202126	12308	Hook Driving Shaft Bearing Position Pin	01
200514e	12311	Hook Driving Shaft Bearing Screw	08

No.	Plate	Name	Each
201265	- -	Take-up Lever Oil Guard	\$.05
201816	12307	" " Roller	12
204551	12386	Take-up Lever complete, Nos. 200012f, 201816 and 206601	1 .00
202402	12309	Tension Disc05
202090	12309	" " Position Pin01
204555	11935	" Release Lever	10
200309f	10483	" " " Screw04
202075	12309	" " Plunger03
215609	- - -	" " Slide48
204268	12310	" " " 215609 with 204269 ..	.20
204269	12308	" " " Spring02
202407	12309	" Spring05
200632h	12309	" Stud20
200397h	12309	" " Set Screw02
201572h	12309	" Thumb Nut04
204271	12309	" Washer05
204272	12309	Tension complete, Nos. 200632h, 201572h, 202075, 202407, 204271 and two 202402	.50
204273	12308	Thread Controller Adjusting Collar with 200684h (for Presser Bar)15
200684h	12308	Thread Controller Adjusting Collar Screw04
204274	12309	Thread Controller Plate12
200577h	12311	" " " Screw02
202098	12309	" " Roller05
204275	12309	" " " Guard10
202081	12309	" " " Washer01
200300c	12309	" " " Screw04
204276	12309	" " Spring (Per 100 \$1.25)03
204333	12309	" " " Guard08
200581h	12309	" " " " Screw02
204277	12309	" " " Stop15
204278	12309	" " " " Driving Gear10
200319c	12309	" " " " " " " " " " " "	
		Hinge Screw04
200135c	12309	Thread Controller Spring Stop Screw ..	.03
204279	12309	" " " Stud with 20492510
200366h	11902	" " " " Set Screw02
204925	12306	" " " " Washer04
205987	12309	Thread Controller complete, Nos. 200300c, 200581h, 202081, 202098, 204274, 204275 and 20433342
204280	12309	Thread Controller and Spring complete, Nos. 204276 and 20598745
203313	12386	Thread Guide10
204556	12386	" "05
204281	12309	" Retainer Guide Wire01
202091	12309	" " Sleeve05
202092	12309	" " Spring04

No.	Plate	Name	Each
204058h	12309	Thread Retainer Stud	\$.07
200368h	12309	" " " Set Screw02
204059	12309	Thread Retainer complete, Nos. 202091, 202092 and 204058h15
214880	12362	Throat Plate, 50 needle hole, for needle sizes 3 to 5, in gauges from $\frac{3}{16}$ to $1\frac{1}{16}$ in., in steps of $\frac{1}{32}$ in., for 214883	1 .50
214015	12125	Throat Plate, 50 needle hole, for needle sizes 3 to 5, in gauges $1\frac{1}{16}$, $1\frac{1}{8}$, $1\frac{1}{4}$ and $1\frac{3}{8}$ in., for 214886	1 .50
214894	12126	Throat Plate, 50 needle hole, for needle sizes 3 to 5, in gauges $1\frac{1}{4}$ and $1\frac{3}{8}$ in., for 214896	1 .50
221347	11936	Throat Plate, 50 needle hole, for needle sizes 3 to 5, in gauges $1\frac{1}{2}$ and $1\frac{3}{4}$ in. for 221346	1 .50
214897	12127	Throat Plate, 50 needle hole, for needle sizes 3 to 5, in gauges from $1\frac{1}{2}$ to $1\frac{3}{4}$ in., in steps of $\frac{1}{16}$ in., for 214907	2 .00
214900	12127	Throat Plate, 50 needle hole, for needle sizes 3 to 5, in gauges $1\frac{1}{2}$, $1\frac{3}{4}$, $1\frac{3}{8}$ and $1\frac{1}{2}$ in., for 214902	2 .00
214956	11929	Throat Plate, 50 needle hole, for needle sizes 3 to 5, in gauges $1\frac{1}{2}$, $1\frac{3}{4}$ and in., for 214957	2 .00
214913	12363	Throat Plate, 50 needle hole, for needle sizes 3 to 5, in gauges $2\frac{1}{16}$, $2\frac{1}{8}$, $2\frac{1}{4}$ and $2\frac{1}{2}$ in., for 214914	2 .00
212081	11931	Throat Plate, 16 needle hole, for needle sizes 5 to 7, in gauges $2\frac{1}{16}$, $2\frac{1}{8}$ and 21 in., for 212082	2 .00
200461b	12319	Throat Plate Clamp Screw04
202062	12308	" " Position Pin01
200577h	12311	" " " Screw02

MACHINE No. 28 w 104

DROP FEED. ALTERNATING PRESSERS

For Tailoring.

In gauges from $\frac{3}{4}$ to 2 inches.

The same as Machine No. 28 w 1 with the following exceptions:

No.	Plate	Name	Each
*204497	---	Arm, in place of 204471	\$ -
*204421	---	" 204497 with 200439c, 202026 and 201705, in place of 204417	-
213010	11901	Arm Shaft, in place of 213001	2 00
*213634	-	Red, in place of 213438	-
*213681	-	" 213634 with 200840e, 202062, 202299, 203248, 213124, two each 200362e and 200516e, in place of 212892	-
204294	12346	Feed Driving Rock Shaft, in place of 204199	35
206555	---	Feed Driving Rock Shaft 204294 with 200002e, 201522e and 204193, in place of 206554	80
213139	12346	Hook Driving Shaft, in place of 213132	1 75
227312	-	Knee Lifter Connection Lever 202115 with 200221n, 200262n, 227303 and 227308, in place of 227311	50
227303	11125	Knee Lifter Lifting Lever, in place of 227302	12

ACCESSORIES

FOR MACHINE NO. 28 W 1

No.	Plate	Name	Each
200157B	14530	Attachment Screw	\$ 05
203208	12312	Bobbin (10)	05
225497	12345	" Case Screw Driver	10
12 x 3	-	Needles, six each, sizes 3 and 4, Per doz.	20
225191	-	Drip Pan with four wood screws $\frac{1}{2}$ in., No. 5	30
200748H	12319	Machine Clamp Screw	30
225585H	12319	" " " Washer	03
201582B	12319	" " " Wing Nut	08
227488	12345	Machine Clamp complete, Nos. 200748H, 201582B and 225585H	25
41100	12345	Machine Rest Pin (wood)	04
36578	12345	Oiler with 36579	08
36579	12345	" Spout, 3 in. long	06
225498	12345	Screw Driver, $7\frac{1}{2}$ in. long	10
225554	12345	Wrench (steel)	10

BOBBIN WINDER

SWING AUTOMATIC RIGHT HAND

202470	12320	Bobbin Winder Base	1
202471	12320	" " Frame	1
200221E	12319	" " " Hinge Screw	12
202472	12319	" " " Spring	05
200161E	12319	" " " Screw	04
202473	12320	" " Pulley with 200380c	20
200380c	12319	" " " Set Screw	02
202474	12320	" " Spindle	15
227522	12319	" " Stop Latch	10
200056E	12319	" " " " Screw	03
202477	12319	" " " " Thumb Lever	15
200299H	12319	" " " " " " "	05
200299H	12319	Bobbin Winder Stop Latch Thumb Lever Joint Screw	05
201537H	12319	Bobbin Winder Stop Latch Thumb Lever Joint Screw Nut	03
202478	12319	Bobbin Winder Stop Latch Trip Lever	10
200299H	12319	" " " " " " "	05

From the library of Dr. J. H. ...

No.	Plate	Name	Each
227523	12320	Bobbin Winder complete, Nos. 200056e, 200161e, 200221e, 201537e, 202170 to 202474, 202477, 202478, 227522, three 200299a and two round head wood screws 1½ in. No. 11.....	1 35
202480	12320	Bobbin Winder Spool Holder Base with 200355a and 202481	15
202481	12320	Bobbin Winder Spool Holder Base Spool Pin	65
202482	12319	Bobbin Winder Spool Holder Tension Disc (lower or upper)	62
200011e	12319	Bobbin Winder Spool Holder Tension Disc Screw	65
200355a	12319	Bobbin Winder Spool Holder Tension Disc Screw Set Screw	63
202483	12319	Bobbin Winder Spool Holder Tension Disc Spring (brass)	61
202484	12319	Bobbin Winder Spool Holder Tension Disc Thread Guide	61
202485	12320	Bobbin Winder Spool Holder complete, Nos. 200011e, 202480, 202481, 202483, two 202482 and one wood screw 1 in. No. 13u	35
227524	-----	Bobbin Winder and Spool Holder complete, Nos. 202485 and 227523	1 65

KNEE LIFTER

227781	11125	Knee Lifter Rock Lever with 200522c and 200529c	35
227782	---	Knee Lifter Rock Lever 227781 with two each 202451 and 202452	50
227783	11125	Knee Lifter Rock Lever 227782 with 202985 and 227784	85
202453	11125	Knee Lifter Rock Lever Knee Plate with 200526c	17
202985	-----	Knee Lifter Rock Lever Knee Plate 202453 with 202455	25
202455	11125	Knee Lifter Rock Lever Knee Plate Arm (short)	14
200522c	12319	Knee Lifter Rock Lever Knee Plate Arm Set Screw	66
200526c	12321	Knee Lifter Rock Lever Knee Plate Set Screw	65
202451	11125	Knee Lifter Rock Lever Lug with two wood screws ¾ in. No. 13u	65
202452	12319	Knee Lifter Rock Lever Lug Hinge Pin	62
227784	11125	" " " " Rod, 3 in. long, with 227785	66

No.	Plate	Name	Each
*227785	---	Knee Lifter Rock Lever Rod Cap or Oil Guard	\$ -
200529c	12319	Knee Lifter Rock Lever Rod Set Screw (Other Knee Lifter Parts are listed with parts of machine head.)	95
THREAD UNWINDER			
202486	---	Spool Pin	63
202487	---	" Rest	25
202488	10278	" " 202487 with 200363c, 200383c and two 202486	35
202489	10278	Spool Rest Rod	65
200383c	12311	" " " Set Screw	62
200383c	12311	" " " Set Screw	62
202490	10278	" Stand with 200383c	20
202491	10278	" Washer (steel)	62
202492	10278	" Weight with 202493	25
202493	---	" " Center with 202793 and 203163	10
203163	---	" " " Bushing	63
202793	10278	" " Thread Guide	65
202794	10278	Thread Eyelet Rod	15
200363c	11935	" " " Set Screw	63
202795	10278	Thread Unwinder complete, Nos. 202488 to 202490, 202794, two each 202491, 202492 and three wood screws 1 in. No. 13	1 25

FOR MACHINE NO. 28 W 4

Same as for No. 28 w 1 with the following exceptions:

202470	12368	Bobbin (10), in place of 203208	66
6 x 3	---	Needles, four each, sizes 5, 6 and 7, in place of 12 x 3, six each, sizes 3 and 4.	20

FOR MACHINE NO. 28 W 100

Same as for No. 28 w 1 with the following exceptions:

225181	---	Drip Pan with four wood screws ½ in. No. 5, in place of 225191	35
--------	-----	--	----

KNEE LIFTER

227781	11125	Knee Lifter Rock Lever with 200522c and 200529c	35
227782	---	Knee Lifter Rock Lever 227781 with two each 202451 and 202452	50
227787	---	Knee Lifter Rock Lever 227782 with 202293 and 227784, in place of 227783, ..	90

No.	Plate	Name	Each
202453	11125	Knee Lifter Rock Lever Knee Plate with 200526c	\$ 15
202203	-----	Knee Lifter Rock Lever Knee Plate 202453 with 202454	30
202454	11125	Knee Lifter Rock Lever Knee Plate Arm (long)	12
200522c	12319	Knee Lifter Rock Lever Knee Plate Arm Set Screw	06
200526c	12321	Knee Lifter Rock Lever Knee Plate Set Screw	05
202451	11125	Knee Lifter Rock Lever Lug with two wood screws $\frac{3}{4}$ in. No. 13n.....	05
202452	12319	Knee Lifter Rock Lever Lug Hinge Pin	02
227784	11125	" " " " Rod, 3 in. long, with 227785	06
*227785	-----	Knee Lifter Rock Lever Rod Cap or Oil Guard	—
200529c	12319	Knee Lifter Rock Lever Rod Set Screw (Other Knee Lifter Parts are listed with parts of machine head.)	05

FOR MACHINE NO. 28 W 104

Same as for No. 28 w.1 with the following exceptions:			
203470	12368	Bobbin (10), in place of 203208	06
225181	-----	Drip Pan with four wood screws $\frac{1}{2}$ in. No. 5, in place of 225191	35
227787	-----	Knee Lifter Rock Lever (see page 29), in place of 227783	90
6 N 3	-----	Needles, four each, sizes 5, 6 and 7, in place of 12 N 3, 6 each, sizes 3 and 4 Per doz.	20

FEED DOGS

No.	Plate	Name	Each
211769	11928	Feed Dog, for 211033 and 211034.....	\$ 75
211770	11928	" " " 211033 and 211034	75
211882	12362	" " " 211880, 211881, 221342 and 221344	85
211883	12362	Feed Dog, for 211880, 211881, 221342 and 221344	75
211886	12125	Feed Dog, for 211015, 211016 and 212070 to 212072	75
211889	12125	Feed Dog, for 211887, 211888 and 211936	85
211892	12126	" " " 211890 and 211891	75
211893	12126	" " " 211890 and 211891	75
211896	12126	" " " 211894, 211895, 211965 and 211966	75
211899	12127	Feed Dog, for 211967, 211968, 212097 and 212098	00
211902	12127	Feed Dog, for 211900, 211901 and 212073 to 212075	00
211907	12127	Feed Dog, for 211897 and 211898	00
211914	12363	" " " 211913, 211969, 211970 and 221341	00
211954	11930	Feed Dog, for 211913	00
211955	11929	" " " 211956	00
211957	11929	" " " 211956	00
211986	11930	" " " 211987	85
212080	11931	" " " 212081 and 212094	00
212082	11931	" " " 212081 and 212094	00
221346	11936	" " " 221347	75
230983	11928	" " " 221343 and 230971	60

NEEDLE HOLDERS

No.	Plate	Name	Each
231385	11935	Needle Holder, in $\frac{3}{8}$ in. gauge, with 201030r and two 200141r	\$ 1 50
231386	11935	Needle Holder, in gauges from $\frac{1}{8}$ to $\frac{1}{4}$ in., in steps of $\frac{1}{16}$ in., with 201030r and two 200141r	1 75

PRESSER FEET

FOR MACHINES NOS. 28 W 1 AND 28 W 100

No.	Plate	Name	Each
229107	11932	Presser Foot, 46 needle hole, for needle sizes 5 to 7, in $\frac{3}{8}$ in. gauge	\$ 85
229108	13073	Presser Foot, 46 needle hole, for needle sizes 5 to 7, in gauges from $\frac{3}{16}$ to 1 in., in steps of $\frac{1}{16}$ inch	95
229110	13073	Presser Foot, 46 needle hole, for needle sizes 5 to 7, in gauges from $1\frac{1}{16}$ to $1\frac{1}{2}$ in., in steps of $\frac{1}{16}$ inch	1 25
229117	13075	Presser Foot, 46 needle hole, for needle sizes 5 to 7, in gauges from $1\frac{1}{4}$ to 2 1/2 in., in steps of $\frac{1}{4}$ inch	1 50
230795	11902	Presser Foot Hinge Pin	01
229203	"	" " Plate, for 229204	1 75
229205	"	" " " " 229206	1 75
229207	"	" " " " 229208	1 75
229209	"	" " " " 229210	1 75
229213	"	" " " " 229214	1 75
229227	"	" " " " 229228	1 75
229229	"	" " " " 229230	1 75
229271	"	" " " " 229272	1 75
229273	"	" " " " 229274	1 75
229317	"	" " " " 229318	1 75
229319	"	" " " " 229320	1 75
202923	"	" " Shank	60
229204	13087	Presser Foot (tinged) complete, 46 needle hole, for needle sizes 5 to 7, in $\frac{3}{8}$ in. gauge, Nos. 202923, 229203 and 230795	2 50
229206	13087	Presser Foot (tinged) complete, 46 needle hole, for needle sizes 5 to 7, in gauges from $\frac{3}{16}$ to $1\frac{1}{16}$ in., in steps of $\frac{1}{16}$ in., Nos. 202923, 229205 and 230795	2 50
229208	13088	Presser Foot (tinged) complete, 46 needle hole, for needle sizes 5 to 7, in gauges $\frac{3}{16}$, 1, $1\frac{1}{16}$ and $1\frac{1}{8}$ in., Nos. 202923, 229207 and 230795	2 50
229210	13088	Presser Foot (tinged) complete, 46 needle hole, for needle sizes 5 to 7, in gauges from $1\frac{1}{16}$ to 1 1/2 in., in steps of $\frac{1}{16}$ in., Nos. 202923, 229209 and 230795	2 50

From the library of: Diamond Needle Corp

No.	Plate	Name	Each
229214	13089	Presser Foot (hinged) complete, 46 needle hole, for needle sizes 5 to 7, in gauges from $1\frac{3}{32}$ to $1\frac{1}{16}$ in., in steps of $\frac{1}{32}$ in., Nos. 202923, 229213 and 230795	\$ 2 50
229228	11932	Presser Foot (hinged) complete, 38 needle hole, for needle sizes 9 to 12, in $\frac{3}{4}$ in. gauge, Nos. 202923, 229227 and 230795	2 50
229230	11932	Presser Foot (hinged) complete, 38 needle hole, for needle sizes 9 to 12, in gauges from $1\frac{3}{32}$ to $1\frac{1}{2}$ in., in steps of $\frac{1}{32}$ in., Nos. 202923, 229229 and 230795	2 50
229272	11933	Presser Foot (hinged) complete, 46 needle hole, for needle sizes 5 to 7, in gauges $1\frac{1}{8}$, $1\frac{1}{4}$, $1\frac{1}{2}$ and $1\frac{3}{4}$ in., Nos. 202923, 229271 and 230795	2 50
229274	11933	Presser Foot (hinged) complete, 46 needle hole, for needle sizes 5 to 7, in gauges from $1\frac{1}{8}$ to $1\frac{3}{4}$ in., in steps of $\frac{1}{8}$ in., Nos. 202923, 229273 and 230795	2 50
229318	11933	Presser Foot (hinged) complete, 38 needle hole, for needle sizes 9 to 12, in gauges from $\frac{3}{8}$ to $1\frac{1}{8}$ in., in steps of $\frac{1}{8}$ in., Nos. 202923, 229317 and 230795	2 50
229320	11932	Presser Foot (hinged) complete, 38 needle hole, for needle sizes 9 to 12, in gauges from $1\frac{3}{8}$ to $1\frac{1}{2}$ in., in steps of $\frac{1}{8}$ in., Nos. 202923, 229319 and 230795	2 50

FOR MACHINES NOS. 28 W 4 AND 28 W 104

No.	Plate	Name	Each
206682	11934	Lifting Presser Foot, 35 needle hole, for needle sizes 12 to 14, in $\frac{3}{4}$ in. gauge, for 229649	\$ 2 50
206683	11960	Lifting Presser Foot, 46 needle hole, for needle sizes 5 to 7, in gauges from $\frac{3}{4}$ to $1\frac{1}{4}$ in., in steps of $\frac{1}{8}$ in., for 206685 and 229649	3 00
206684	11934	Lifting Presser Foot, 46 needle hole, for needle sizes 5 to 7, in gauges from $\frac{3}{4}$ to $1\frac{1}{4}$ in., in steps of $\frac{1}{8}$ in., for 206685	3 50
206686	11961	Lifting Presser Foot, 46 needle hole, for needle sizes 5 to 7, in gauges from $1\frac{3}{8}$ to $1\frac{3}{4}$ in., in steps of $\frac{1}{8}$ in., for 229660	4 00
206687	11962	Lifting Presser Foot, 46 needle hole, for needle sizes 5 to 7, in gauges from $1\frac{1}{4}$ to $2\frac{1}{4}$ in., in steps of $\frac{1}{4}$ in., for 206689	4 00
206688	11962	Lifting Presser Foot, 46 needle hole, for needle sizes 5 to 7, in gauges from $1\frac{1}{4}$ to $2\frac{1}{4}$ in., in steps of $\frac{1}{4}$ in., for 206689	4 50
229648	11934	Lifting Presser Foot, 46 needle hole, for needle sizes 5 to 7, in $\frac{3}{4}$ in. gauge, for 229649	2 50
229654	11960	Lifting Presser Foot, 46 needle hole, for needle sizes 5 to 7, in gauges $\frac{3}{8}$, $\frac{3}{4}$, $1\frac{1}{8}$ and $\frac{3}{4}$ in., for 229655	3 00
229659	11961	Lifting Presser Foot, 46 needle hole, for needle sizes 5 to 7, in gauges from $1\frac{3}{8}$ to $1\frac{3}{4}$ in., in steps of $\frac{1}{8}$ in., for 229660	3 75
229888	11934	Lifting Presser Foot, 46 needle hole, for needle sizes 5 to 7, in gauges $\frac{3}{8}$, $\frac{3}{4}$, $\frac{1}{2}$ and $\frac{3}{4}$ in., for 229655	3 00
206685	11960	Vibrating Presser Foot, for 206683 and 206684	2 00
206689	11962	Vibrating Presser Foot, for 206687 and 206688	3 75
229649	11934	Vibrating Presser Foot, for 206682, 206683 and 229648	1 50
229655	11960	Vibrating Presser Foot, for 229654 and 229888	2 00
229660	11961	Vibrating Presser Foot, for 206686 and 229659	3 75

From the library of: Diamond Needle Corp

THROAT PLATES

FOR MACHINES NOS. 28 W 1 AND 28 W 100

Adapted for Hook Saddle Complete, No. 203545.

No.	Plate	Name	Each
211015	12125	Throat Plate, 50 needle hole, for needle sizes 3 to 5, in gauges from 1 to $1\frac{1}{8}$ in., in steps of $\frac{1}{32}$ in., for 211886	1 50
211016	12125	Throat Plate, 46 needle hole, for needle sizes 5 to 7, in gauges from 1 to $1\frac{1}{8}$ in., in steps of $\frac{1}{32}$ in., for 211886	1 50
211033	11928	Throat Plate, 50 needle hole, for needle sizes 3 to 5, in gauges $\frac{3}{8}$, $\frac{7}{8}$, $1\frac{1}{8}$, $\frac{3}{4}$ and $\frac{7}{8}$ in., for 211769 and 211770	1 50
211034	11928	Throat Plate, 46 needle hole, for needle sizes 5 to 7, in gauges $\frac{3}{8}$, $\frac{7}{8}$, $1\frac{1}{8}$, $\frac{3}{4}$ and $\frac{7}{8}$ in., for 211769 and 211770	1 50
211880	12362	Throat Plate, 50 needle hole, for needle sizes 3 to 5, in gauges from $\frac{3}{8}$ to $1\frac{1}{8}$ in., in steps of $\frac{1}{32}$ in., for 211882 and 211883	1 50
211881	12362	Throat Plate, 46 needle hole, for needle sizes 5 to 7, in gauges from $\frac{3}{8}$ to $1\frac{1}{8}$ in., in steps of $\frac{1}{32}$ in., for 211882 and 211883	1 50
221342	12362	Throat Plate, 40 needle hole, for needle sizes 7 to 9, in gauges from $\frac{3}{8}$ to $1\frac{1}{8}$ in., in steps of $\frac{1}{32}$ in., for 211882 and 211883	1 50
211887	12125	Throat Plate, 50 needle hole, for needle sizes 3 to 5, in gauges from 1 to $1\frac{1}{8}$ in., in steps of $\frac{1}{32}$ in., for 211889	1 50
211888	12125	Throat Plate, 46 needle hole, for needle sizes 5 to 7, in gauges from 1 to $1\frac{1}{8}$ in., in steps of $\frac{1}{32}$ in., for 211889	1 50
211890	12126	Throat Plate, 50 needle hole, for needle sizes 3 to 5, in gauges from $1\frac{1}{2}$ to $1\frac{1}{4}$ in., in steps of $\frac{1}{32}$ in., for 211892 and 211893	1 50
211891	12126	Throat Plate, 46 needle hole, for needle sizes 5 to 7, in gauges from $1\frac{1}{2}$ to $1\frac{1}{4}$ in., in steps of $\frac{1}{32}$ in., for 211892 and 211893	1 50
211894	12126	Throat Plate, 50 needle hole, for needle sizes 3 to 5, in gauges $1\frac{1}{4}$ and $1\frac{1}{2}$ in., for 211896	1 50

No.	Plate	Name	Each
211895	12126	Throat Plate, 46 needle hole, for needle sizes 5 to 7, in gauges $1\frac{1}{2}$ and $1\frac{3}{8}$ in., for 211896	\$ 1 50
211897	12127	Throat Plate, 50 needle hole, for needle sizes 3 to 5, in gauges from $1\frac{1}{2}$ to $1\frac{1}{8}$ in., in steps of $\frac{1}{32}$ in., for 211907	2 00
211898	12127	Throat Plate, 46 needle hole, for needle sizes 5 to 7, in gauges from $1\frac{1}{2}$ to $1\frac{1}{8}$ in., in steps of $\frac{1}{32}$ in., for 211907	2 00
211900	12127	Throat Plate, 50 needle hole, for needle sizes 3 to 5, in gauges from $1\frac{1}{2}$ to $1\frac{1}{8}$ in., in steps of $\frac{1}{32}$ in., for 211902	2 00
211901	12127	Throat Plate, 46 needle hole, for needle sizes 5 to 7, in gauges from $1\frac{1}{2}$ to $1\frac{1}{8}$ in., in steps of $\frac{1}{32}$ in., for 211902	2 00
211913	12363	Throat Plate, 50 needle hole, for needle sizes 3 to 5, in gauges from $1\frac{1}{2}$ to $2\frac{1}{4}$ in., in steps of $\frac{1}{8}$ in., for 211911 and 211954	2 00
221341	12363	Throat Plate, 50 needle hole, for needle sizes 3 to 5, in gauges from $1\frac{1}{2}$ to $2\frac{1}{4}$ in., in steps of $\frac{1}{8}$ in., for 211914	2 00
211936	12125	Throat Plate, 40 needle hole, for needle sizes 7 to 9, in gauges from 1 to $1\frac{3}{8}$ in., in steps of $\frac{1}{32}$ in., for 211889	1 50
211956	11929	Throat Plate, 50 needle hole, for needle sizes 3 to 5, in gauges $1\frac{1}{2}$, $1\frac{1}{8}$ and 2 in., for 211955 and 211957	2 00
211987	11930	Throat Plate, 50 needle hole, for needle sizes 3 to 5, in gauges from $1\frac{1}{2}$ to $1\frac{1}{8}$ in., in steps of $\frac{1}{32}$ in., for 211986	1 50
212081	11931	Throat Plate, 46 needle hole, for needle sizes 5 to 7, in gauges $2\frac{3}{8}$, $2\frac{1}{2}$ and $2\frac{1}{4}$ in., for 212080 and 212082	2 00
212094	11931	Throat Plate, 40 needle hole, for needle sizes 7 to 9, in gauges $2\frac{3}{8}$, $2\frac{1}{2}$ and $2\frac{1}{4}$ in., for 212080 and 212082	2 00
212097	11930	Throat Plate, 50 needle hole, for needle sizes 3 to 5, in gauges from $1\frac{1}{2}$ to $1\frac{1}{8}$ in., in steps of $\frac{1}{32}$ in., for 211899	2 00
212098	11930	Throat Plate, 46 needle hole, for needle sizes 5 to 7, in gauges from $1\frac{1}{2}$ to $1\frac{1}{8}$ in., in steps of $\frac{1}{32}$ in., for 211899	2 00
221343	11928	Throat Plate, 46 needle hole, for needle sizes 5 to 7, in $\frac{3}{4}$ in. gauge, for 230983	1 25
230971	11928	Throat Plate, 50 needle hole, for needle sizes 3 to 5, in $\frac{3}{4}$ in. gauge, for 230983	1 25

No.	Plate	Name	Each
221347	11936	Throat Plate, 50 needle hole, for needle sizes 3 to 5, in gauges $1\frac{1}{2}$ and $1\frac{1}{8}$ in., for 221346	\$ 1 50
FOR MACHINES NOS. 28 W 4 AND 28 W 104			
Adapted for Hook Saddle Complete, No. 203656.			
211965	11927	Throat Plate, 50 needle hole, for needle sizes 3 to 5, in gauges $1\frac{1}{2}$ and $1\frac{1}{8}$ in., for 211896	1 50
211966	11927	Throat Plate, 46 needle hole, for needle sizes 5 to 7, in gauges $1\frac{1}{2}$ and $1\frac{1}{8}$ in., for 211896	1 50
211967	11927	Throat Plate, 50 needle hole, for needle sizes 3 to 5, in gauges from $1\frac{1}{2}$ to $1\frac{1}{8}$ in., in steps of $\frac{1}{32}$ in., for 211899	2 00
211968	11927	Throat Plate, 46 needle hole, for needle sizes 5 to 7, in gauges from $1\frac{1}{2}$ to $1\frac{1}{8}$ in., in steps of $\frac{1}{32}$ in., for 211899	2 00
211969	11926	Throat Plate, 50 needle hole, for needle sizes 3 to 5, in gauges $1\frac{1}{2}$, $1\frac{1}{8}$, $1\frac{1}{4}$, $1\frac{3}{8}$ and 2 in., for 211914	2 00
211970	11926	Throat Plate, 46 needle hole, for needle sizes 5 to 7, in gauges $1\frac{1}{2}$, $1\frac{1}{8}$, $1\frac{1}{4}$, $1\frac{3}{8}$ and 2 in., for 211914	2 00

No.	Plate	Name	Each
212070	12137	Throat Plate, 50 needle hole, for needle sizes 3 to 5, in gauges from 1 to 1 ¹ / ₁₆ in., in steps of ¹ / ₁₆ in., for 211886.....	\$ 1 50
212071	12137	Throat Plate, 46 needle hole, for needle sizes 5 to 7, in gauges from 1 to 1 ¹ / ₁₆ in., in steps of ¹ / ₁₆ in., for 211886.....	1 50
212072	12137	Throat Plate, 40 needle hole, for needle sizes 7 to 9, in gauges from 1 to 1 ¹ / ₁₆ in., in steps of ¹ / ₁₆ in., for 211886.....	1 50
212073	12137	Throat Plate, 50 needle hole, for needle sizes 3 to 5, in gauges from 1 ¹ / ₂ to 1 ¹ / ₁₆ in., in steps of ¹ / ₁₆ in., for 211902.....	2 00
212074	12137	Throat Plate, 46 needle hole, for needle sizes 5 to 7, in gauges from 1 ¹ / ₂ to 1 ¹ / ₁₆ in., in steps of ¹ / ₁₆ in., for 211902.....	2 00
212075	12137	Throat Plate, 40 needle hole, for needle sizes 7 to 9, in gauges from 1 ¹ / ₂ to 1 ¹ / ₁₆ in., in steps of ¹ / ₁₆ in., for 211902.....	2 00
221344	11926	Throat Plate, 50 needle hole, for needle sizes 3 to 5, in gauges from ³ / ₈ to 1 ¹ / ₁₆ in., in steps of ¹ / ₁₆ in., for 211882 and 211883.....	1 50

LAP SEAM FELLERS

Note: In ordering Lap Seam Fellers, give letter which refers to material to be used, in addition to number.

- F Silks, fine muslins, etc., where there are no seams.
- L Fine shirts, underwear, corsets, etc.
- M General shirt and corset work, etc.
- MH Heavy corset and other medium heavy material.
- H Heavy shirt work, light overalls, etc.
- XH Overall and duck work.
- XXH Heavy duck and canvas work.
- XXXH Horse blankets, etc.
- XXXXH Extra heavy material with seams.

No.	Plate	Name	Each
230043	11963	Lap Seam Feller on Shank (right hand). For ³ / ₈ to 1 in. gauge machines. For H, XH, XXH or XXXH material. Has no yielding spring.....	\$ 3 40
230044	11849	Lap Seam Feller on Shank (left hand). For ³ / ₈ to 1 in. gauge machines. For H, XH, XXH or XXXH material. Has no yielding spring.....	3 40
230045	11849	Lap Seam Feller on Shank (left hand). For ³ / ₈ to 1 ¹ / ₂ in. gauge machines. For M, MH, H, XH, XXH, XXXH or XXXXH material. Has no yielding spring.....	3 40
230046	11963	Lap Seam Feller on Shank (right hand). For ³ / ₈ to 1 ¹ / ₂ in. gauge machines. For M, MH, H, XH, XXH, XXXH or XXXXH material. Has no yielding spring.....	3 40
230047	11851	Lap Seam Feller on Shank (left hand). For general work. For ³ / ₈ to 1 in. gauge machines. For F, L, M, MH or H material. Has yielding spring.....	3 40
230048	11851	Lap Seam Feller on Shank (right hand). For general work. For ³ / ₈ to 1 in. gauge machines. For F, L, M, MH or H material. Has yielding spring.....	3 40
230055	11851	Lap Seam Feller on Shank (left hand). For general work. For ³ / ₈ to 1 in. gauge machines. For XH, XXH or XXXH material. Has yielding spring.....	3 40

From the library of: Diamond Needle Corp

No.	Plate	Name	Each
230056	11961	Lap Seam Feller on Shank (right hand). For general work. For $\frac{3}{4}$ to 1 in. gauge machines. For XH, XXH or XXXH material. Has yielding spring \$3 40	

LAP SEAM GUIDE

230086	11964	Lap Seam Guide, for $\frac{3}{4}$ to 1 in. gauge ma- chines. For L, M, MH, H, XH, XXH, XXXH or XXXXH material 2 40	
--------	-------	--	--

Note: State gauge of Machine, weight of material
to be used and if seams are to be crossed.

PRESSER FOLDERS

No.	Plate	Name	Each
230129	11965	Strip Presser Foot, 16 needle hole, for needle sizes 5 to 7, in gauges from $\frac{3}{4}$ to 1 $\frac{1}{2}$ in., in steps of $\frac{1}{8}$ in., folds and lays a strip \$ 3 50	
230137	11965	Strip Presser Foot, 16 needle hole, for needle sizes 5 to 7, in gauges from $\frac{3}{4}$ to 1 $\frac{1}{2}$ in., in steps of $\frac{1}{8}$ in., folds and lays a strip and inserts a puckering string at one operation 4 00	
230138	11965	Strip Presser Foot, 16 needle hole, for needle sizes 5 to 7, in gauges from $\frac{3}{4}$ to 1 $\frac{1}{2}$ in., in steps of $\frac{1}{8}$ in., folds and lays a strip 3 50	
221345		Strip Presser Foot, 16 needle hole, for needle sizes 5 to 7, in gauges from 1 $\frac{3}{8}$ to 2 $\frac{1}{2}$ in., in steps of $\frac{1}{8}$ in., folds and lays a strip 4 50	

SHIRT FACING FOLDERS

No.	Plate	Name	Each
230020	11910	Shirt Facing Folder (upper) with folds both edges of the upper strip under	4 75
231281	11910	Shirt Facing Folder (upper) with interlining guide, folds both edges of the upper strip under	5 75
230016	14530	Shirt Facing Folder Arm Bracket with 200174d, 200336d and 201537E	1 00
200157b	14530	Shirt Facing Folder Arm Bracket Screw	05
201539f	11935	" " " " " " Nut	0
*230026	---	Shirt Facing Folder Bracket	---
230017	14530	" " " " " Lever	75
230024	14530	" " " " " "	75
230025	14530	" " " " " "	75
230102	11910	" " " " " "	75
200336d	14530	" " " " " Adjusting Screw	05
201537E	12319	Shirt Facing Folder Bracket Lever Adjusting Screw Nut	05
200268b	14530	Shirt Facing Folder Bracket Lever Hinge Screw	10
201531E	12308	Shirt Facing Folder Bracket Lever Hinge Screw Nut	02
226467	14530	Shirt Facing Folder Bracket Lever Hinge Screw Spring Washer	05
200174d	14530	Shirt Facing Folder Bracket Lever Stop Screw	01
200164b	14530	Shirt Facing Folder Bracket Lever Screw	01
230018	11910	Strip Folder (lower) with 230029, folds both edges of the under strip over	4 50
230021	11910	Strip Folder (lower) with 230031 and 230032, folds both edges of the under strip over	5 00
*230031	---	Strip Folder Cloth Guide	---
*230032	---	" " " Shank	---
230029	---	" " " "	11
231241	11910	Shirt Facing Folder Arm Bracket complete, Nos. 200268b, 201531E, 226467, 230016, 230017, two each 200157b, 200164b and 201539E	2 25
231242	---	Shirt Facing Folder Arm Bracket complete, Nos. 200268b, 201531E, 226467, 230016, 230021, two each 200157b, 200164b and 201539E	2 25

No.	Plate	Name	Each
231243	---	Shirt Facing Folder Arm Bracket complete, Nos. 200268b, 201531E, 226467, 230016, 230025, two each 200157b, 200164b and 201539E	\$2 25
231256	---	Shirt Facing Folder Arm Bracket complete, Nos. 200268b, 201531E, 226467, 230016, 230102, two each 200157b, 200164b and 201539E	2 25
231282	---	Shirt Facing Folder and Bracket complete, for folds from 3 to 3 1/2 in., Nos. 230018, 230020 and 231241	11 50
231283	---	Shirt Facing Folder and Bracket complete, for folds from 1 to 1 1/2 in., Nos. 230018, 230020 and 231242	11 50
231284	---	Shirt Facing Folder and Bracket complete, for folds from 1 1/2 to 2 1/2 in., Nos. 230018, 230020 and 231243	11 50
231287	---	Shirt Facing Folder and Bracket complete, for folds from 1 to 1 1/2 in., Nos. 230018, 231242 and 231281	12 50
231285	---	Shirt Facing Folder and Bracket complete, for folds 2 1/2 in. and wider, Nos. 230018, 230020 and 231256	11 50
231286	---	Shirt Facing Folder and Bracket complete, for folds from 3 to 3 1/2 in., Nos. 230018, 231241 and 231281	12 50
231288	---	Shirt Facing Folder and Bracket complete, for folds from 1 1/2 to 2 1/2 in., Nos. 230018, 231243 and 231281	12 50
231289	---	Shirt Facing Folder and Bracket complete, for folds 2 1/2 in. and wider, Nos. 230018, 231256 and 231281	12 50
231290	---	Shirt Facing Folder and Bracket complete, for folds from 3 to 3 1/2 in., Nos. 230021, 231241 and 231281	13 00
231291	---	Shirt Facing Folder and Bracket complete, for folds from 1 to 1 1/2 in., Nos. 230021, 231242 and 231281	13 00
231292	---	Shirt Facing Folder and Bracket complete, for folds from 1 1/2 to 2 1/2 in., Nos. 230021, 231243 and 231281	13 00
231293	---	Shirt Facing Folder and Bracket complete, for folds 2 1/2 in. and wider, Nos. 230021, 231256 and 231281	13 00

From the library of: Diamond Needle Corp

STRIP REELS

Suspended under the Bench with Latch which permits the Reels to be brought forward for placing the Roll of Strip into position.

No.	Plate	Name	Each
226198	-----	Strip Reel Disc (9 in. diam.), with 225980 and three 225667	\$ 30
225980	-----	Strip Reel Disc Base	10
225667	11862	" " " " Rivet	01
227204	11863	" " " " Rod	10
227205	11862	" " " " Clamp with two 200530c	20
200530c	12321	Strip Reel Disc Rod Clamp Set Screw	05
227116	11862	" " " " Collar	06
227210	11862	" " " " " 227116 with 200731E and 227327	20
200731E	11862	Strip Reel Disc Rod Collar Wing Screw	12
227327	11862	" " " " Tension Spring (spiral)	02
227214	11863	Strip Reel Supporting Rod	25
227215	11863	" " " " Bracket (right), with two wood screws 1 in., No. 13	10
227203	11863	Strip Reel Supporting Rod Latch Bracket with two wood screws 1 in., No. 13	15
227223	11862	Strip Reel Supporting Rod Latch Bracket Spring (spiral)	05
227224	11862	Strip Reel Supporting Rod Latch Bracket Spring Collar with 200380c	10
200380c	12319	Strip Reel Supporting Rod Latch Bracket Spring Collar Set Screw	02
200530c	12321	Strip Reel Supporting Rod Set Screw	05
227207	11863	Strip Reel complete, Nos. 227203 to 227205, 227214, 227215, 227223, 227224, two 227210 and four 226198	2 50

STRIP REELS

Attached to the top of the Arm.

226199	-----	Strip Reel Disc (6 in. diam.), with 225980 and three 225667	25
226198	-----	Strip Reel Disc (9 in. diam.), with 225980 and three 225667	30
225980	-----	Strip Reel Disc Base	10

No.	Plate	Name	Each
225667	11862	Strip Reel Disc Base Rivet	\$ 01
227113	11863	" " " Rod (lower), with Strip Guide	20
227115	11863	Strip Reel Disc Rod (upper), with Strip Guide	20
227116	11862	Strip Reel Disc Rod Collar	06
227210	11862	" " " " " 227116 with 200731E and 227327	20
200731E	11862	Strip Reel Disc Rod Collar Wing Screw	12
200530E	12321	" " " " Set Screw	05
227327	11862	" " " " Tension Spring (spiral)	02
227108	11863	Strip Reel Support with two 200530c	60
200017E	11862	" " " " Screw	06
227212	11863	Double Strip Reel complete, Nos 200017E, 227108, 227113, 227115, two each 226198, 226199 and 227210	2 50

UNDER DRIVER

Ball Bearing, Right Hand, Round Belt, Two Speed.

No.	Plate	Name	Each
227370	11126	Cone Pulley (grooved), two speed, 4 1/2 in. and 5 1/2 in belt diam., with 227553	\$ 1.33
25362	12321	Cone Pulley Ball, size 5/16 inch	01
204100	12321	" " " Bearing Cup	1
204101	12321	" " " Cap	01
204102	12321	" " " Retaining Spring	01
227553	12322	Cone Pulley Ball Cup complete, Nos. 204100 to 204102 and thirteen 25362	41
202459	11126	Driving Pulley, 7 1/2 in. diam., with 202460 and 204105	77
202460	11126	Driving Pulley Friction Ring (leather)	01
204105	12321	" " " Stop Pin	01
227743	-----	" " Shaft (hollow), with 204109, 204110, 204112 and two 204111	61
202461	11126	Driving Pulley Shaft 227743 with 204107, 204108 and eleven 25303	1.00
25303	12321	Driving Pulley Shaft Ball, size 1/2 inch	03
204107	12321	" " " " Cup	10
204108	12321	" " " " Cap	02
204109	"	" " " Oil Plug	01
204110	"	" " " Oiling Leather	02
204111	"	" " " " Pin (leather)	01
204112	12322	Driving Pulley Shaft Oiling Wick	01
200524c	12321	" " " Set Screw	06
204113	12321	" " " Thimble	10
227734	11126	Frame with 200524c	80
202463	11126	Lever (compression) with 204117, two each 200524c and 202845	15
227735	11126	Lever Brake with 200524c, 204122 and two 200374	35
227736	11126	Lever Brake 227735 with 200082b and 227737	60
227737	11126	Lever Brake Belt Guard	20
200082b	12321	" " " " Screw	03
204122	12322	" " " Leather	05
200374c	12321	" " " Set Screw	02
200524c	12321	" " " Set Screw	06
204123	12322	" " " Spring	05
204117	12321	" Compression Plate	10
202845	12321	" " " Rivet	01
202464	11126	" " Shaft with 202302	20

No.	Plate	Name	Each
202302	12321	Lever Compression Shaft Cotter Pin	\$.01
200524c	12321	" " " Set Screw	06
27070	11126	Shaft Pulley (sectional grooved), 10 in. diam., 1 1/8 in. bore, with two 597c	45
597c	11862	Shaft Pulley Clamping Screw	08
227976	11126	Treadle with 200540b	45
227977	11126	" 227976 with 227978	60
227978	11126	" Adjustable Connecting Slide	15
200540b	11862	" " " " Set Screw	10
202468	11126	Treadle Pitman Rod (lower or upper)	05
204126	12321	" " " Clamp with two 200530c	20
200530c	12321	Treadle Pitman Rod Clamp Set Screw	05
227980	11126	Treadle Pitman complete, Nos. 204126 and two 202468	30
204127	11126	Treadle Stand (left), with two wood screws 1 in. No. 13	08
204128	11126	Treadle Stand (right), with two wood screws 1 in. No. 13	08
227981	-----	Treadle and Stand complete, Nos. 204127, 204128 and 227977	08
227982	-----	Treadle and Pitman complete, Nos. 227980 and 227981	30
227740	-----	Transmitter complete, Nos. 202459, 202461, 202463, 202464, 204113, 204123, 227370, 227734, 227736 and three wood screws 1 1/2 in. No. 15	3.00
227985	-----	Under Driver (ball bearing) lever pressure, right hand, two speed complete, Nos. 27070, 227740 and 227982	1.00

From the library of: **Diamond Needle Corp**

OBSOLETE PARTS

No.	Plate	Name	Each
*213605	----	Feed Driving Cam Fork Lever Slide Block	\$ -
*213604	----	Feed Driving Cam Fork Lever Slide Block with 200146	-
213606	13041	Feed Driving Cam Fork Lever Slide Block 213604 with 213605	30
203250	11007	Hook Driving Shaft Collar with two 200393e	20
204870	12346	Needle Bar (hollow)	80
203705	12364	" Holder, in $\frac{3}{4}$ in. gauge, with 200068n and two 200141e	1 50
203706	12350	Needle Holder, in gauges from $\frac{5}{8}$ to $1\frac{1}{2}$ in., in steps of $\frac{1}{8}$ in., with 200068n and two 200141e	1 75
203707	12364	Needle Holder, in gauges from 2 to 2 $\frac{1}{2}$ in., in steps of $\frac{1}{4}$ in., with 200068n and two 200141e	2 00
215612	----	Vibrating Presser Bar	15
204489	13041	" " " 215612 with 204493 and two 200138o, for Machines Nos. 28 w 4 and 28 w 104	60
215628	----	Vibrating Presser Bar	15
204488	13041	" " " 215628 with 204493 and two 200138o, for Machines Nos. 28 w 4 and 28 w 104	60
204492	13041	Vibrating Presser Bar Position Guide, for Machines Nos. 28 w 4 and 28 w 104	30

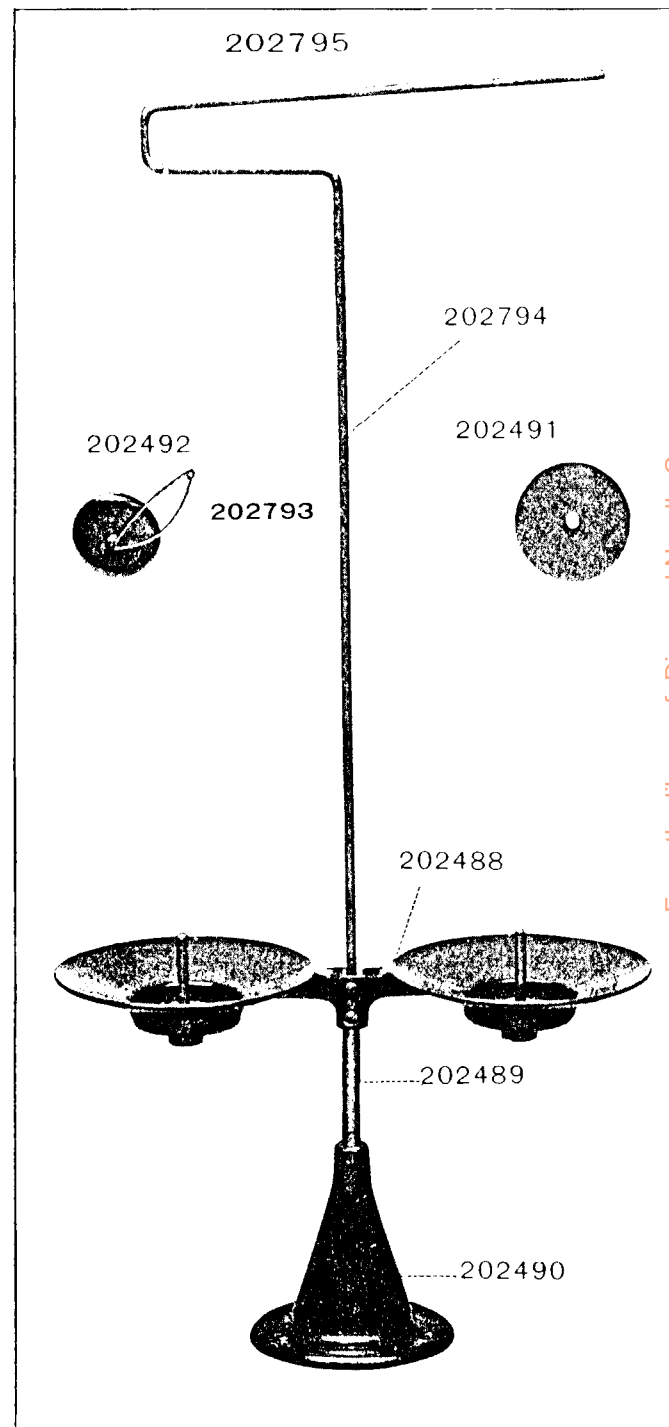


PLATE 10483-FULL SIZE

200181



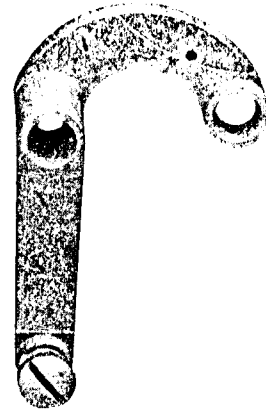
202088



204484



204475



200309



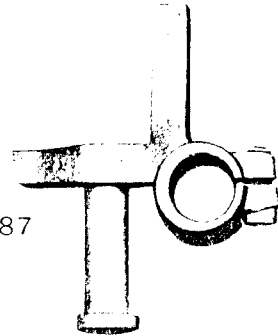
200122



200188



204480



200587



204478



PLATE 11007-FULL SIZE

203241




200555



203242



203245



203250



200393


203246



200006



203249



225585



203244



200840



From the library of: Diamond Needle Corp

PLATE 11125 - ONE-FOURTH SIZE

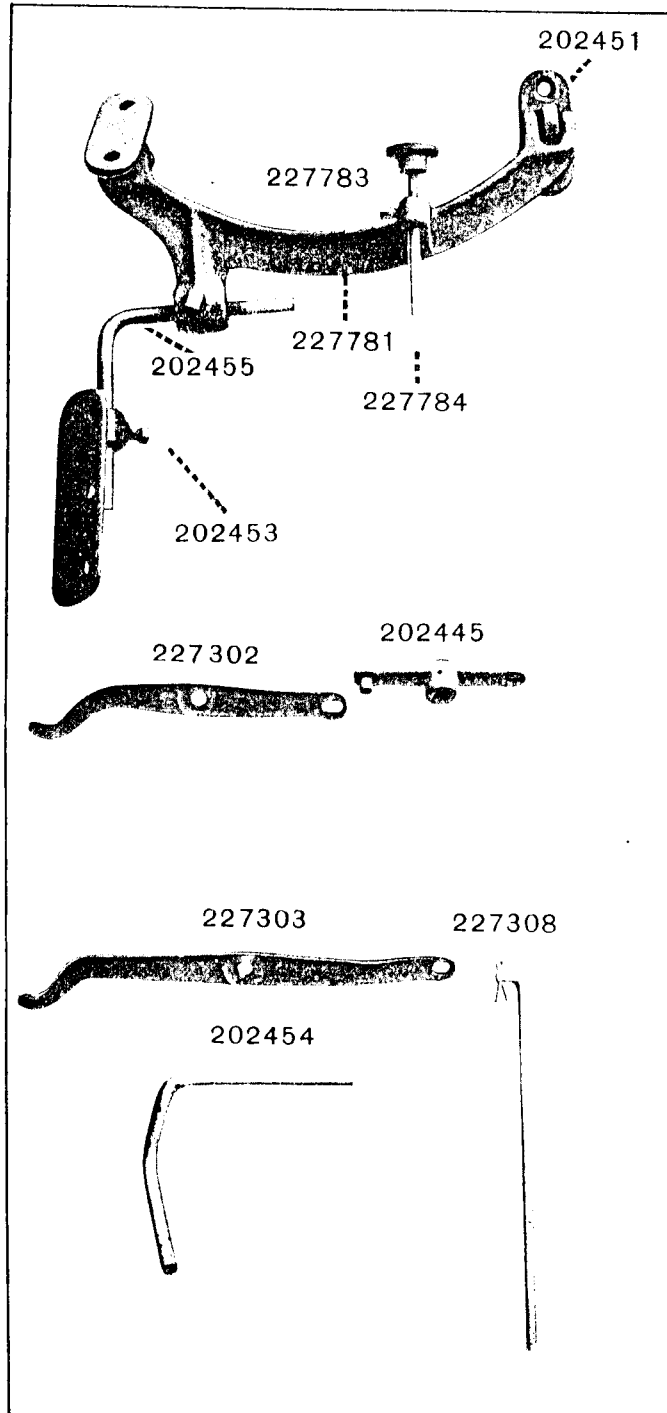
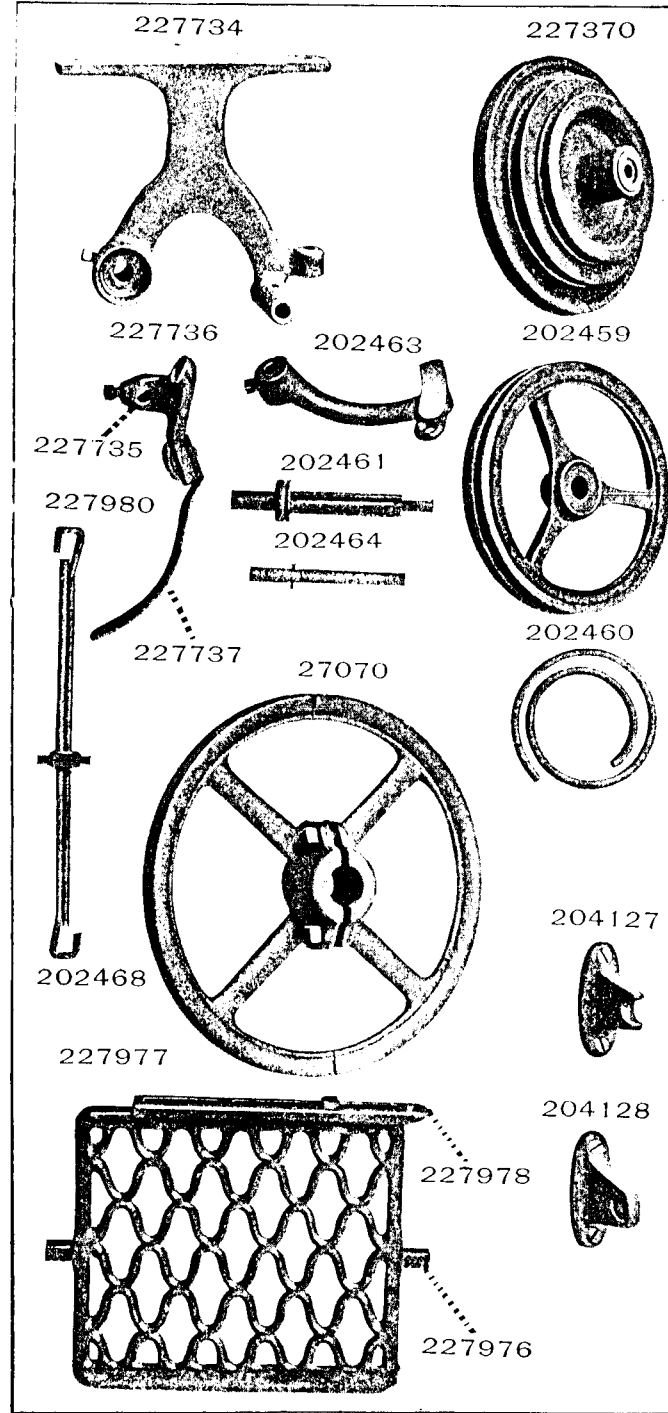


PLATE 11126 - ONE-SIXTH SIZE



From the library of: Diamond Needle Corp

PLATE 11230-ONE-HALF SIZE

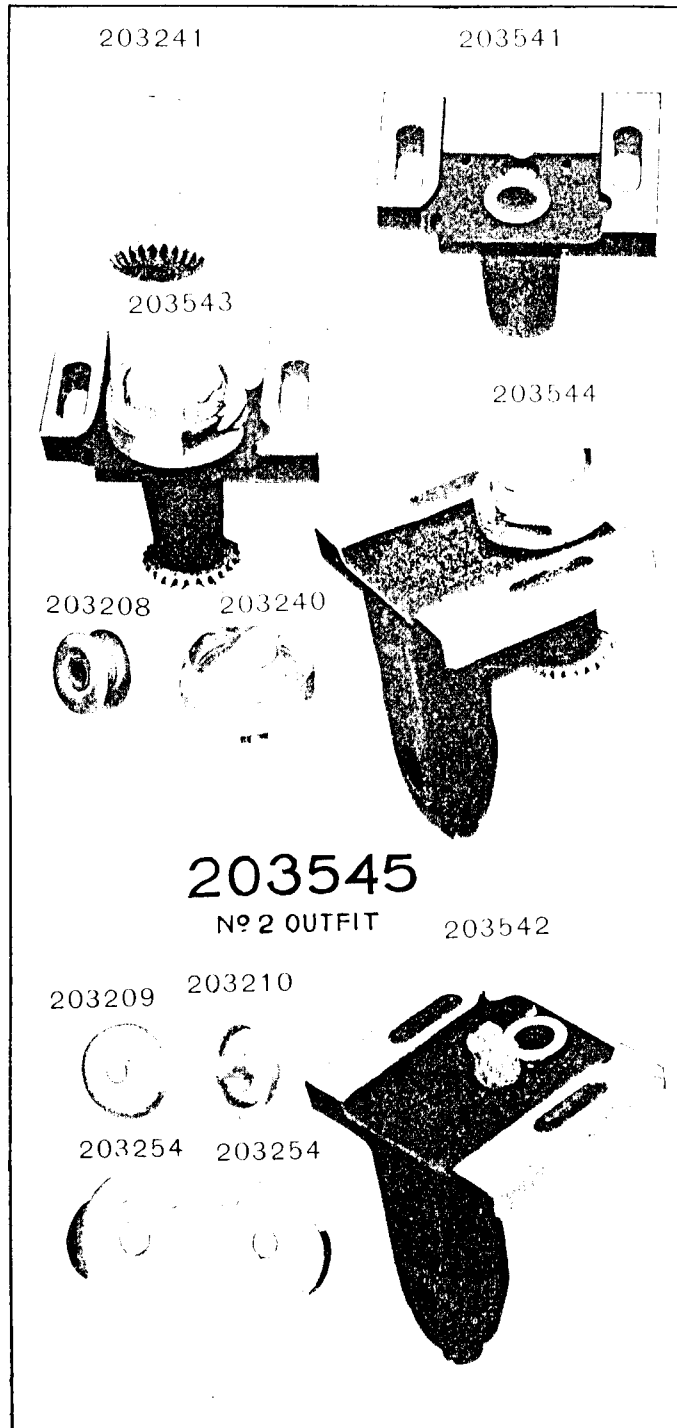


PLATE 11235-FULL SIZE

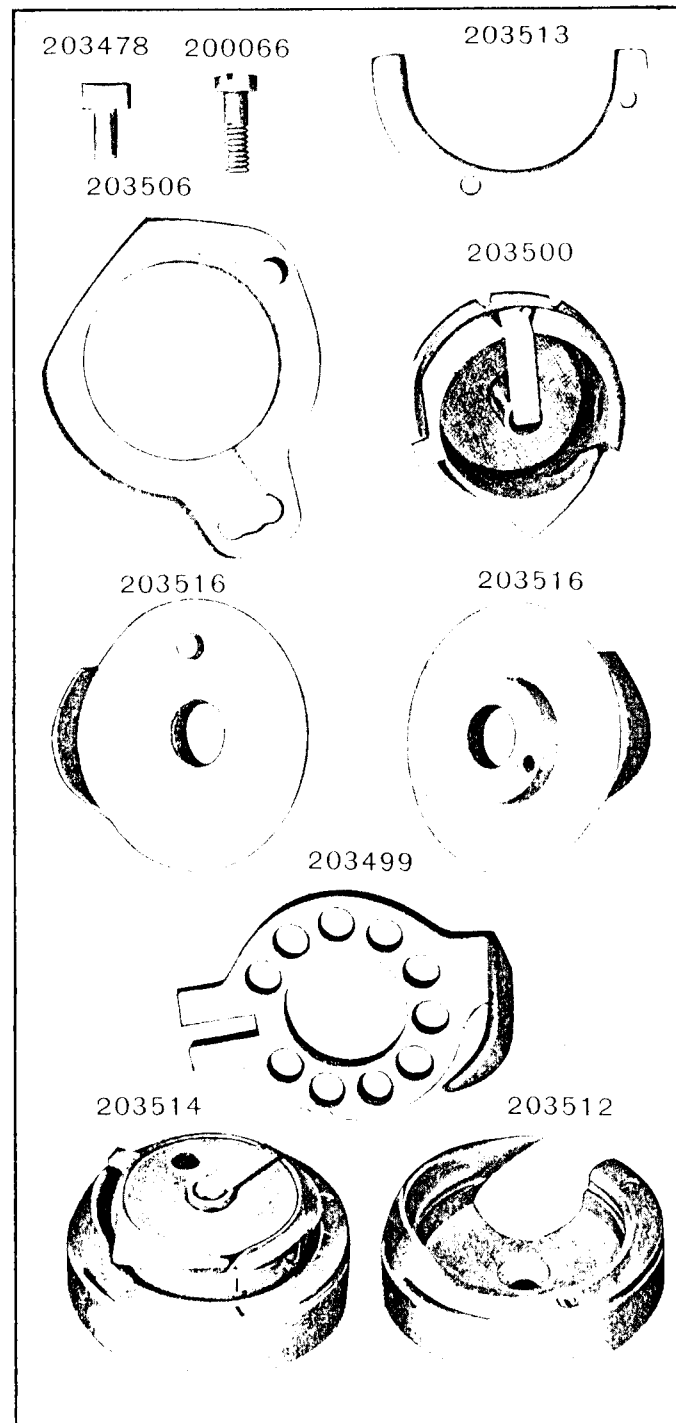
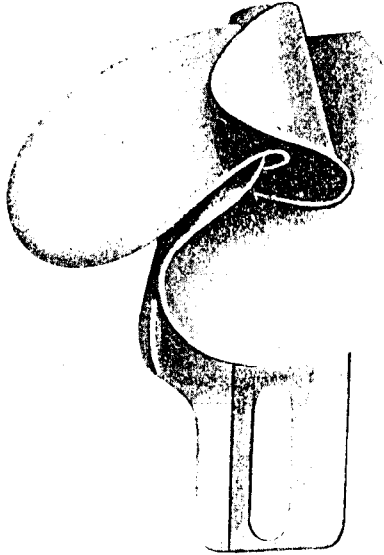


PLATE 11849 -FULL SIZE

230044



230045

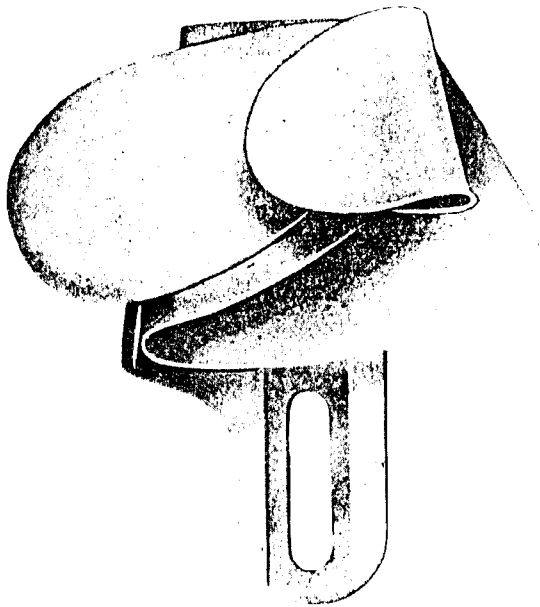


PLATE 11851 -FULL SIZE

230048



230047



230055

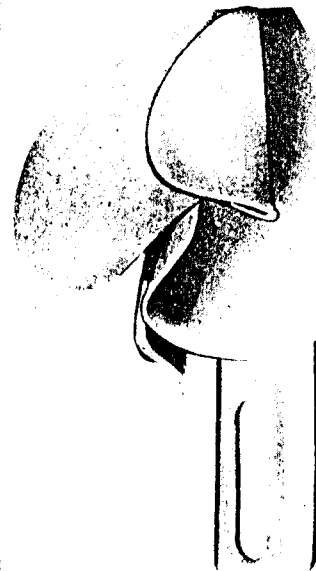


PLATE 11862 - FULL SIZE

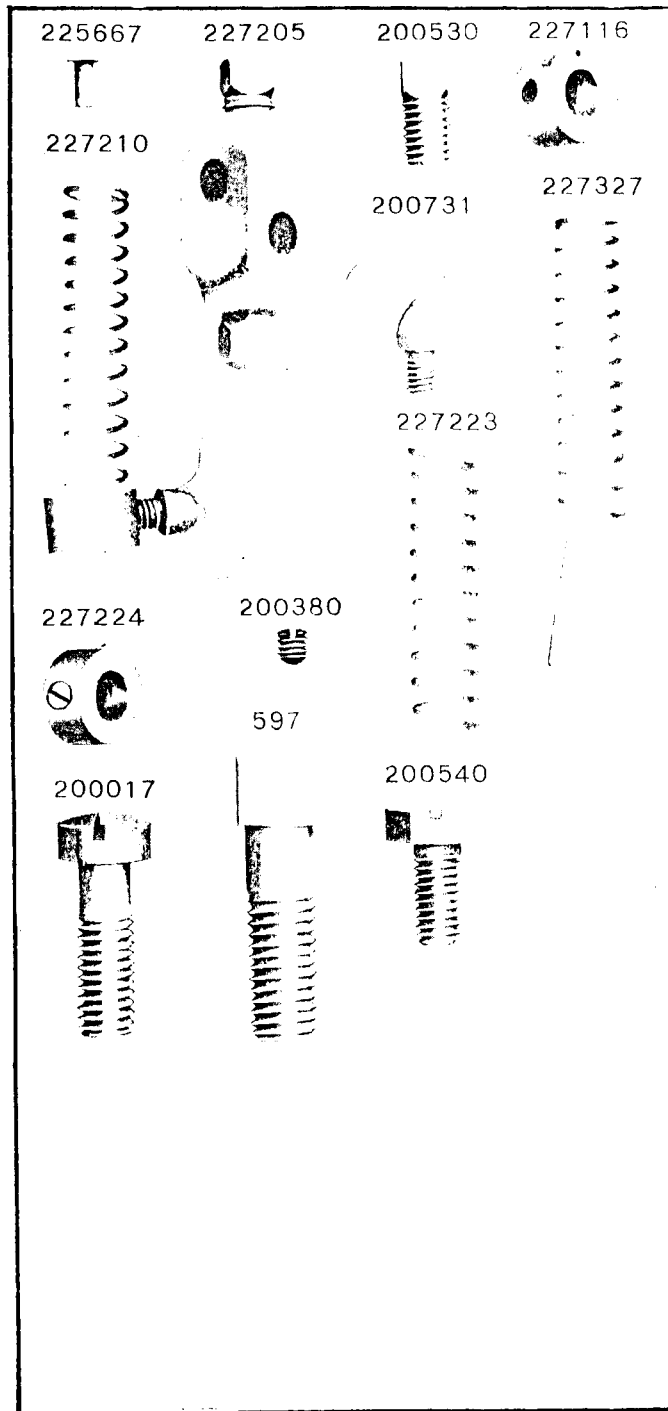
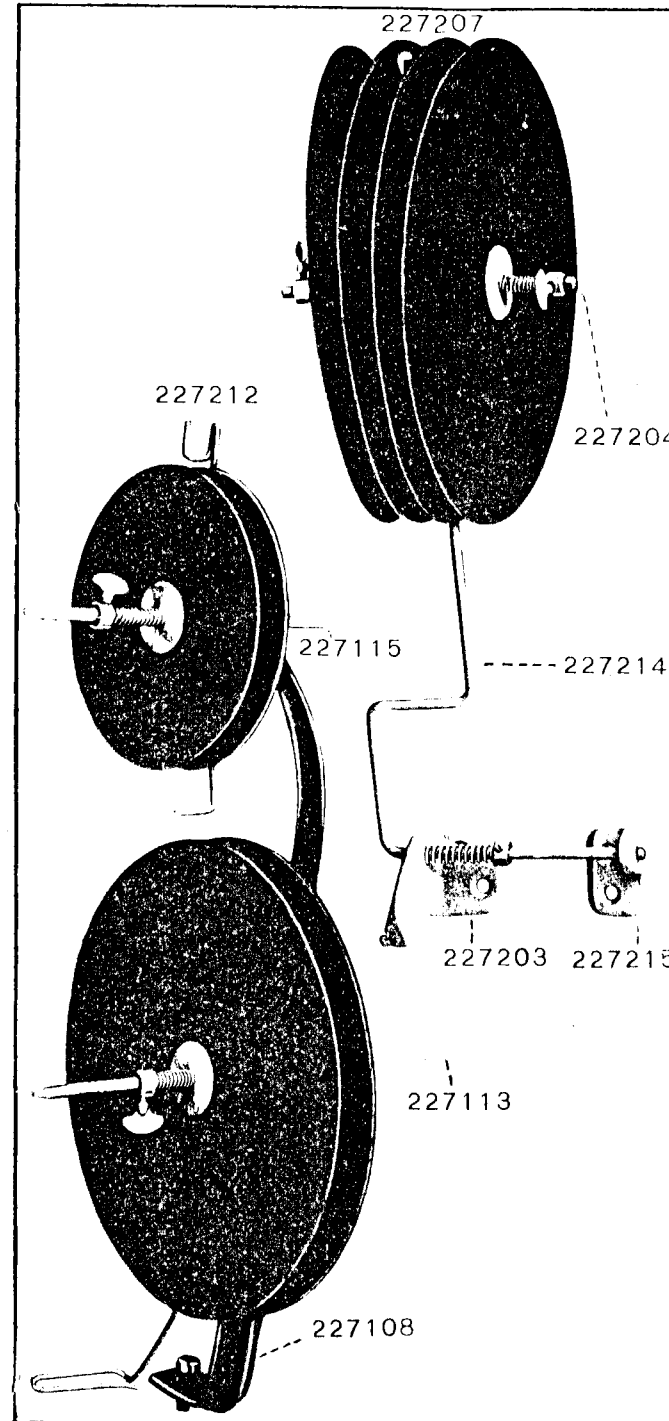


PLATE 11863 - ONE-FOURTH SIZE



From the library of: Diamond Needle Corp

PLATE 11901-ONE-FOURTH SIZE




PLATE 11902-FULL SIZE

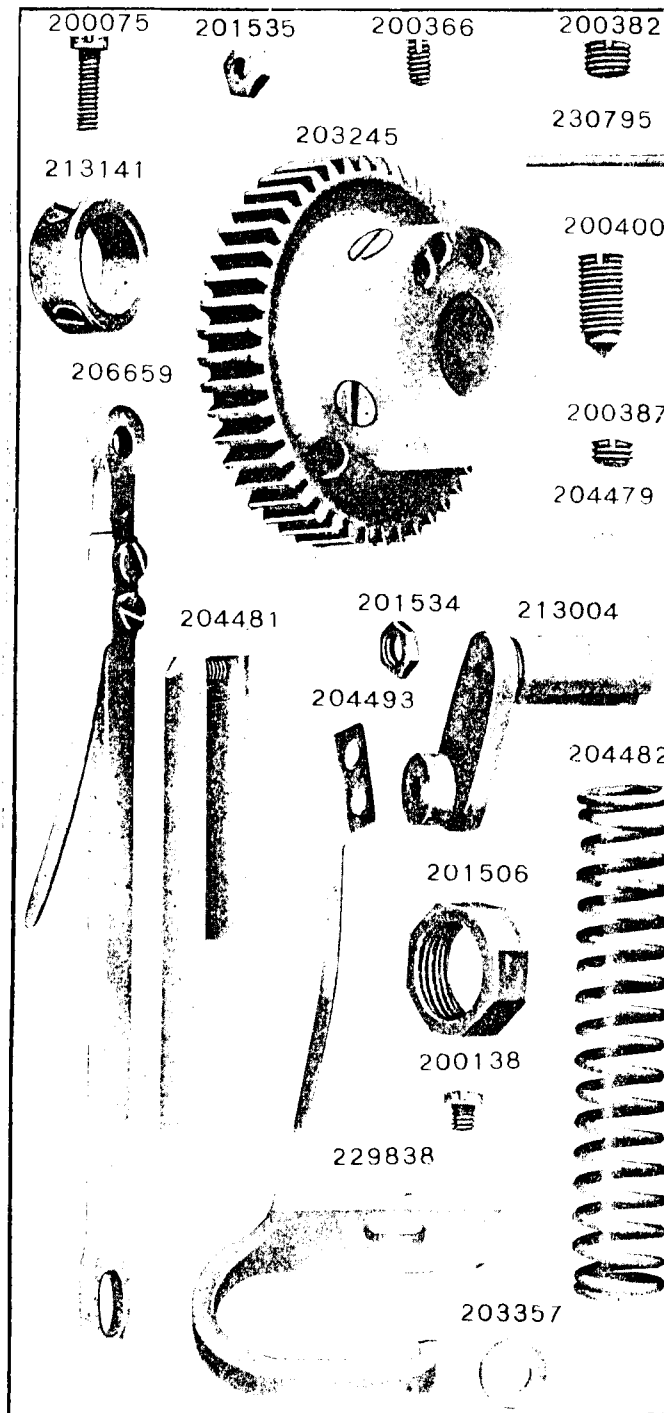


PLATE 11904 -ONE-HALF SIZE


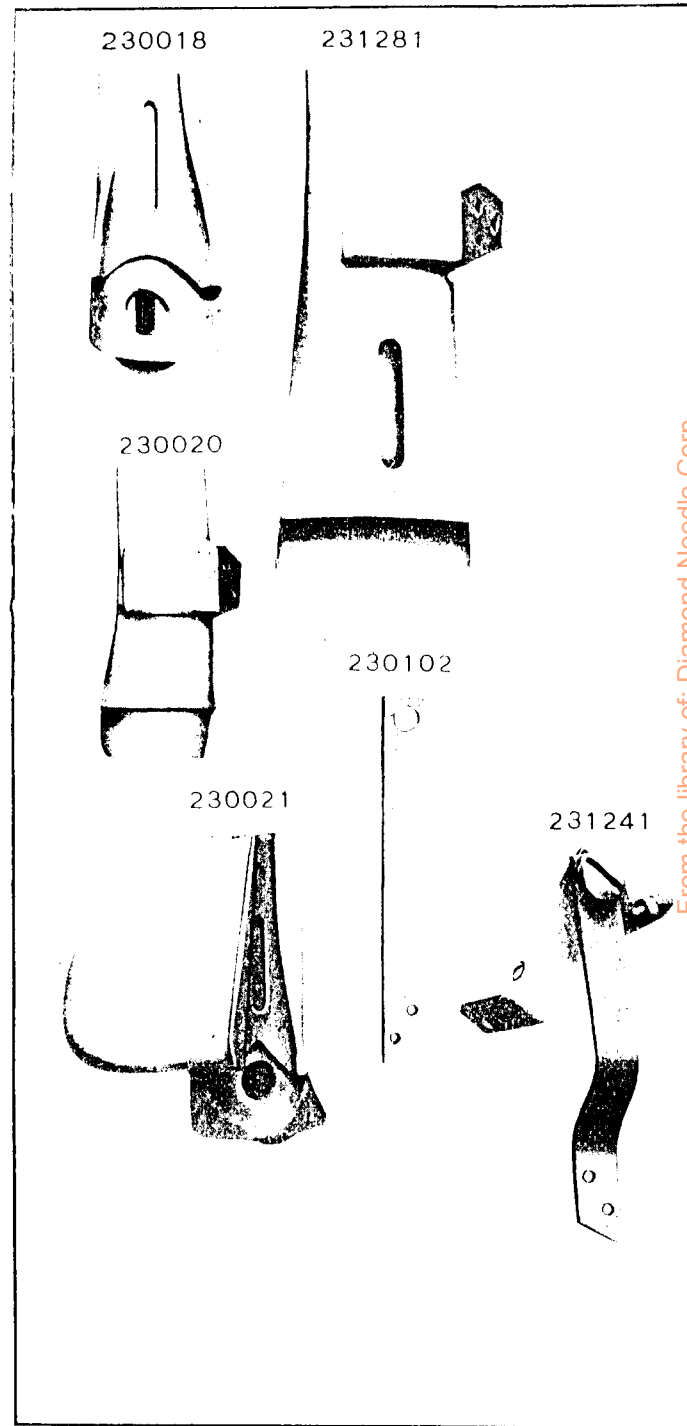


PLATE 11910 -ONE-HALF SIZE



From the library of: Diamond Needle Corp

PLATE 11925—ONE-HALF SIZE

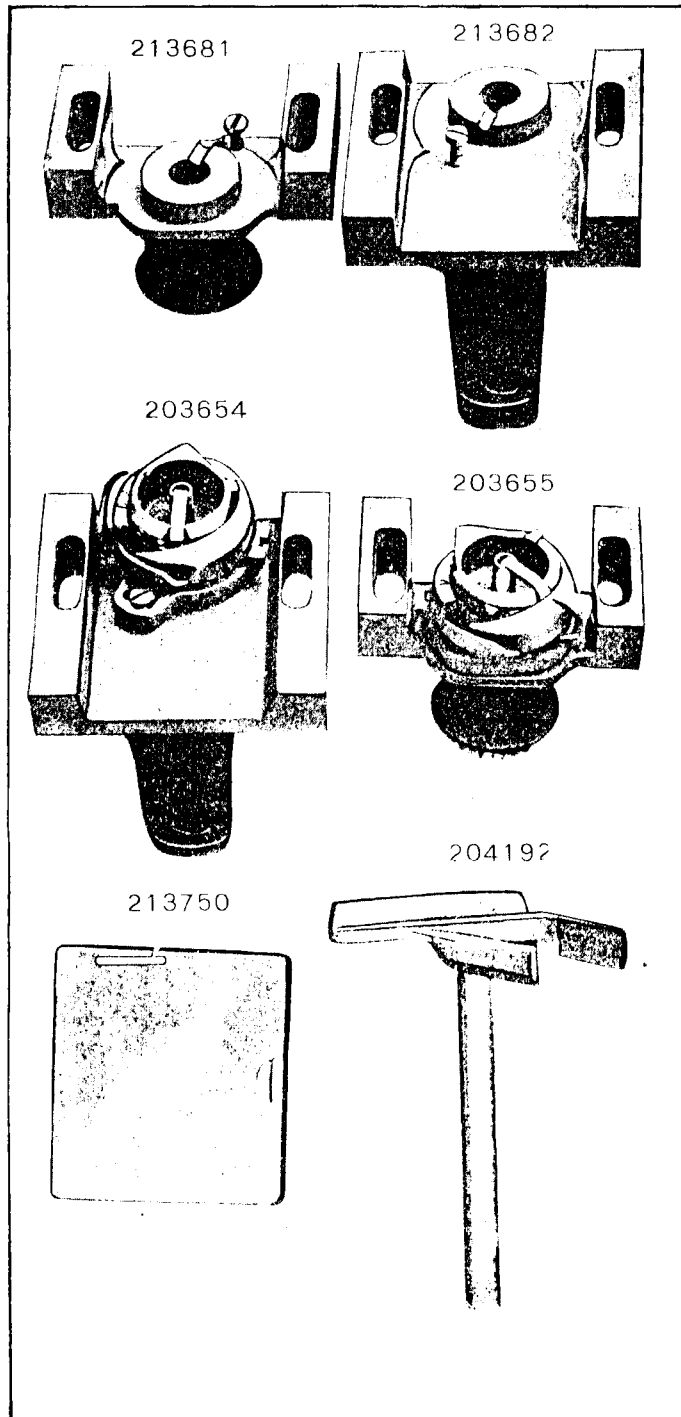


PLATE 11926 -FULL SIZE

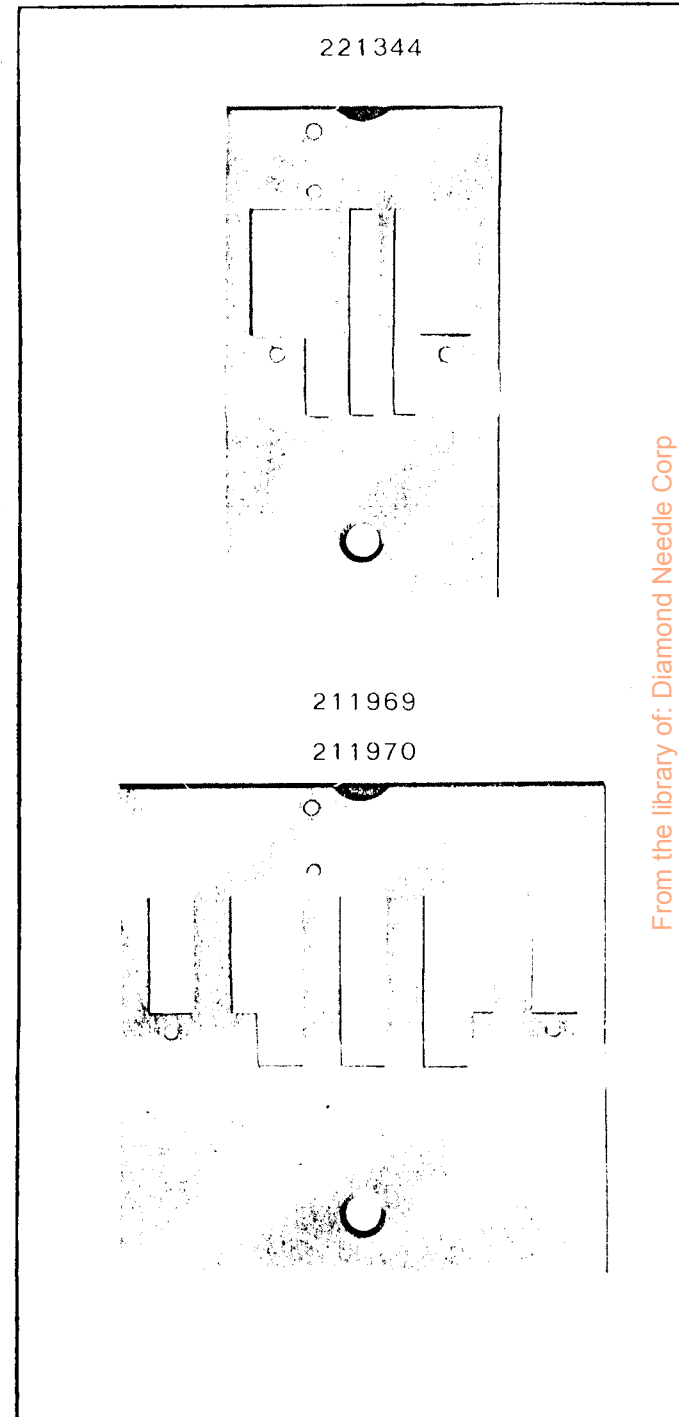



PLATE 11927 -FULL SIZE

211965

211966



211967

211968


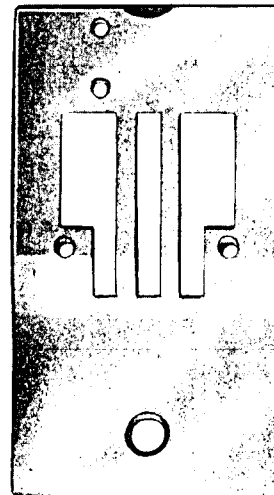


PLATE 11928 -FULL SIZE

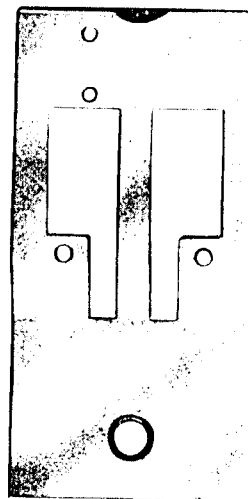
211033

211034

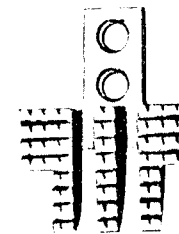


221343

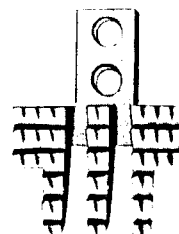
230971



211769



211770



230983

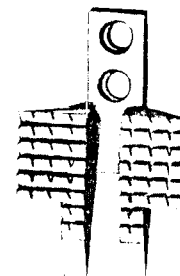
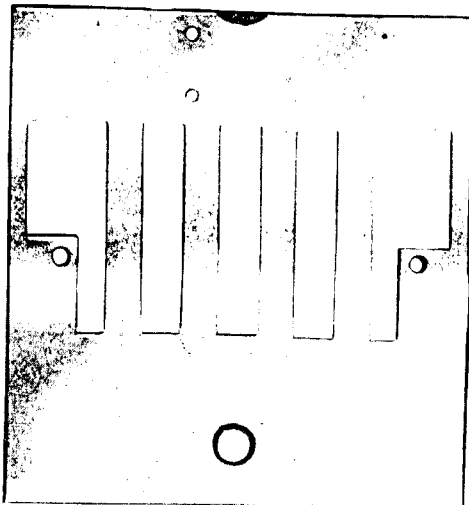
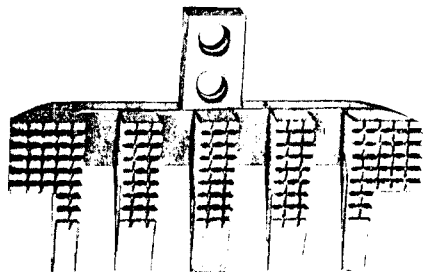


PLATE 11929 -FULL SIZE

211956



211955



211957

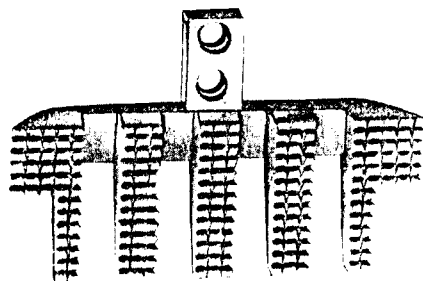
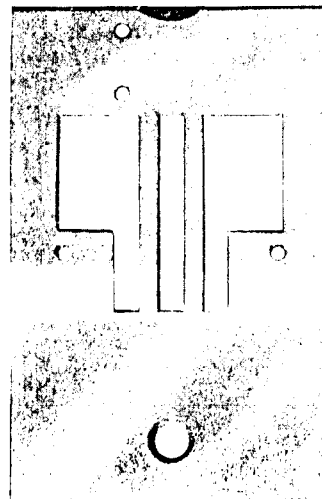
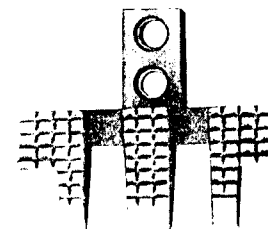


PLATE 11930 -FULL SIZE

211987

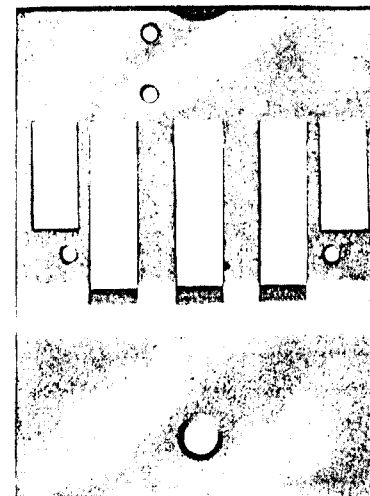


211986



212097

212098



211954


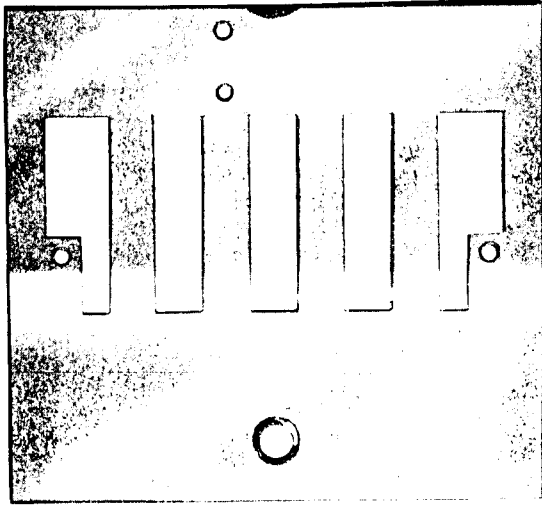
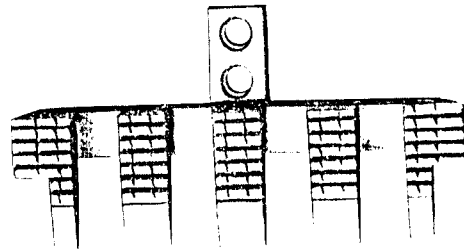


PLATE 11931-FULL SIZE

212081
212094



212080



212082


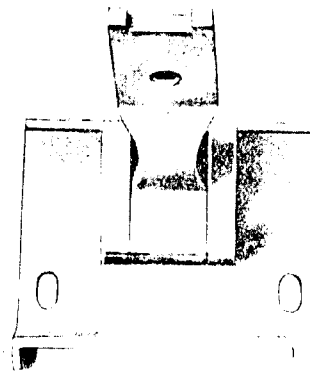


PLATE 11932-FULL SIZE

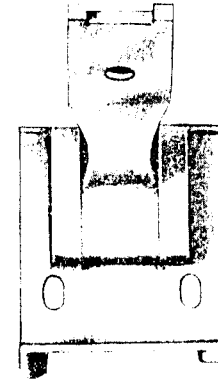
229107



229320



229228



229230

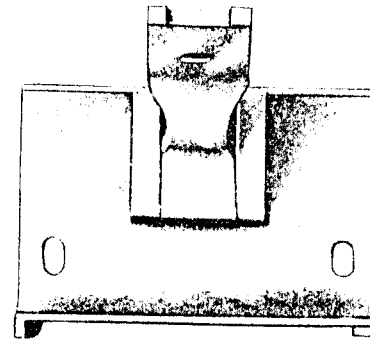
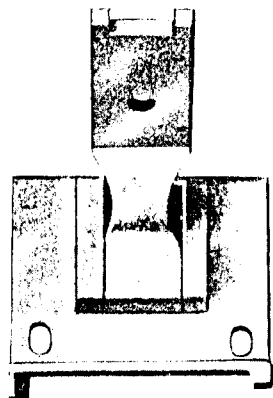
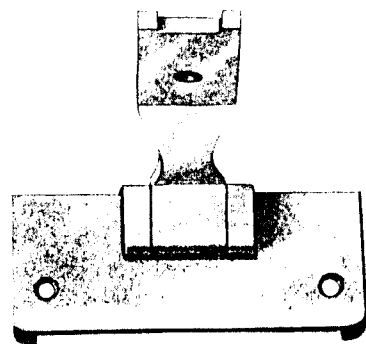


PLATE 11933 -FULL SIZE

229318



229272



229274

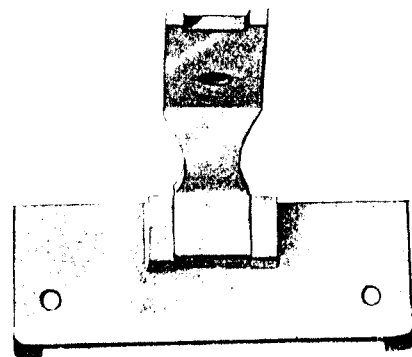




PLATE 11934 -FULL SIZE

206682

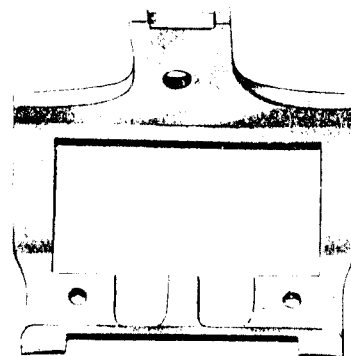


229648



229888

206682



229648



From the library of: Diamond Needle Corp

PLATE 11935 - FULL SIZE

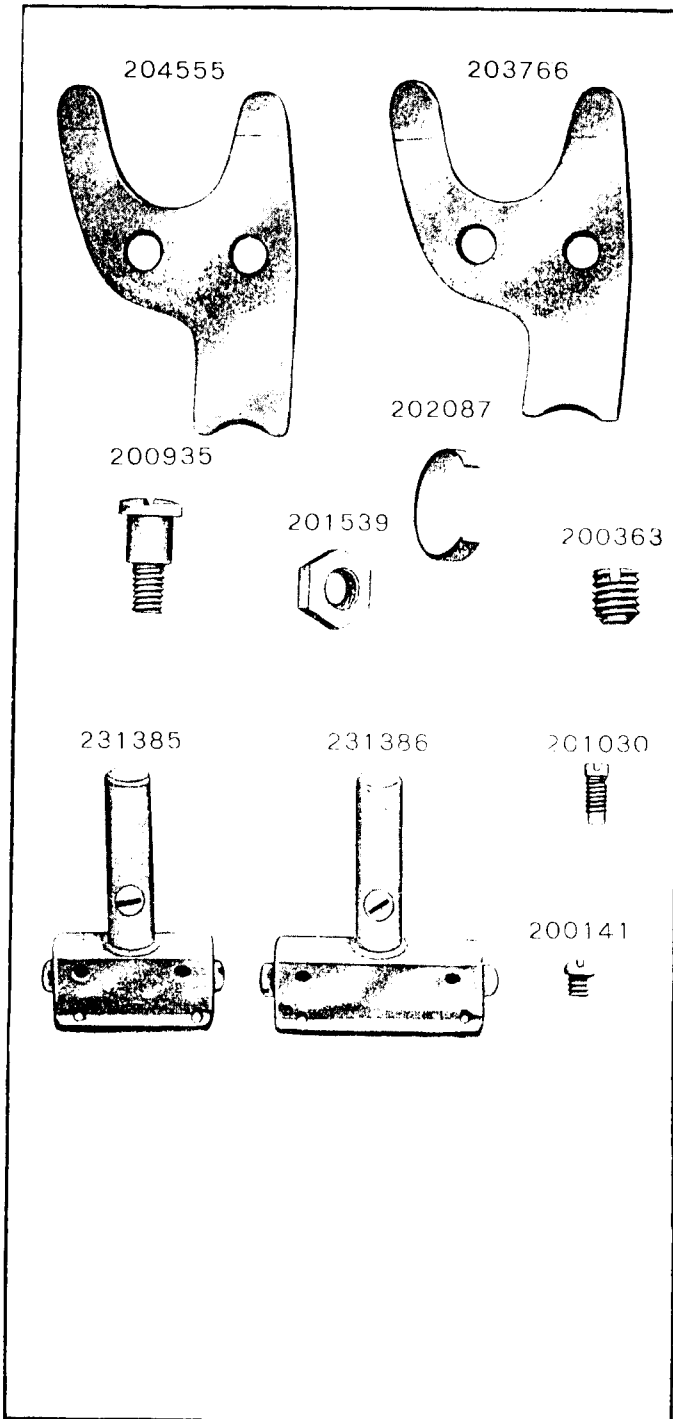


PLATE 11936 - FULL SIZE

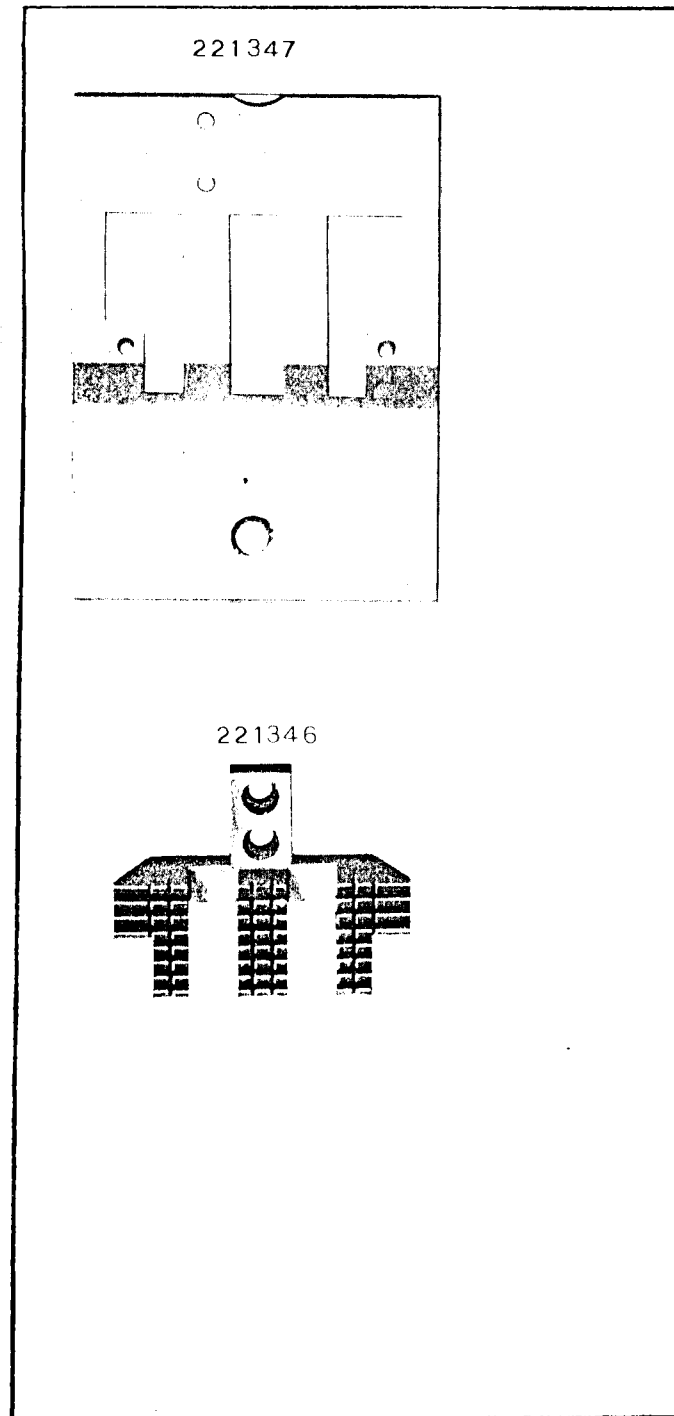
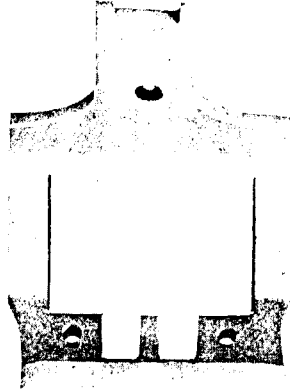


PLATE 11960 -FULL SIZE


229654



229655



206683



206685

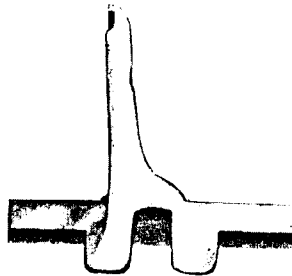

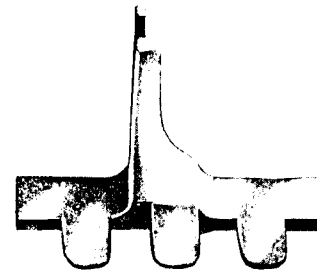


PLATE 11961 -FULL SIZE

229659



229660



206686


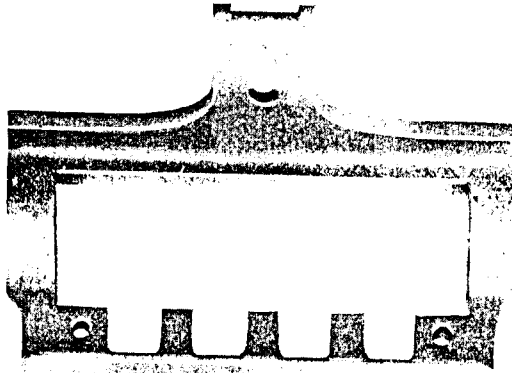



PLATE 11962 -FULL SIZE

206687



206689



206688


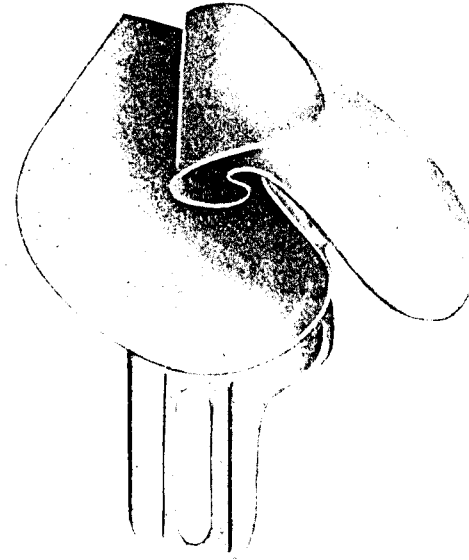


PLATE 11963 -FULL SIZE

230043



230046




PLATE 11964 -FULL SIZE

230056



230086

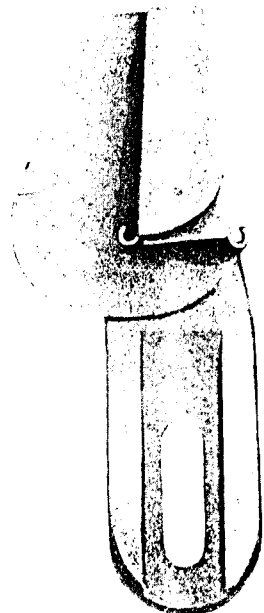
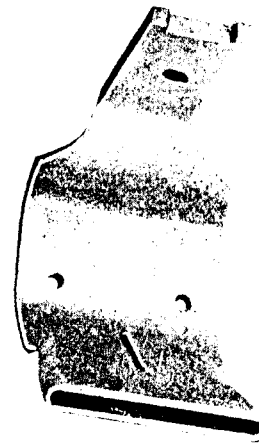
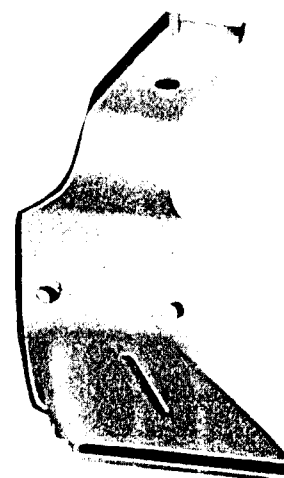


PLATE 11965 -FULL SIZE

230138



230129



230137


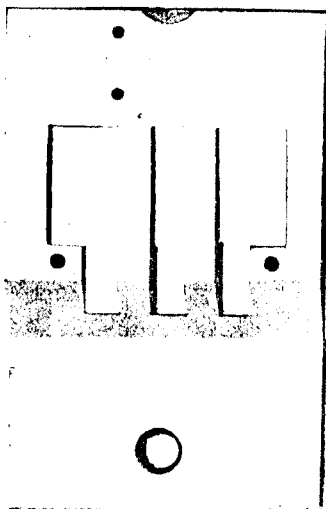


PLATE 12125-FULL SIZE

211015

211886

211016



211889

211887

211888


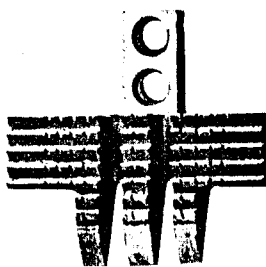




PLATE 12126-FULL SIZE


211890

211892

211891



211893



211894

211895

211896





PLATE 12127-FULL SIZE

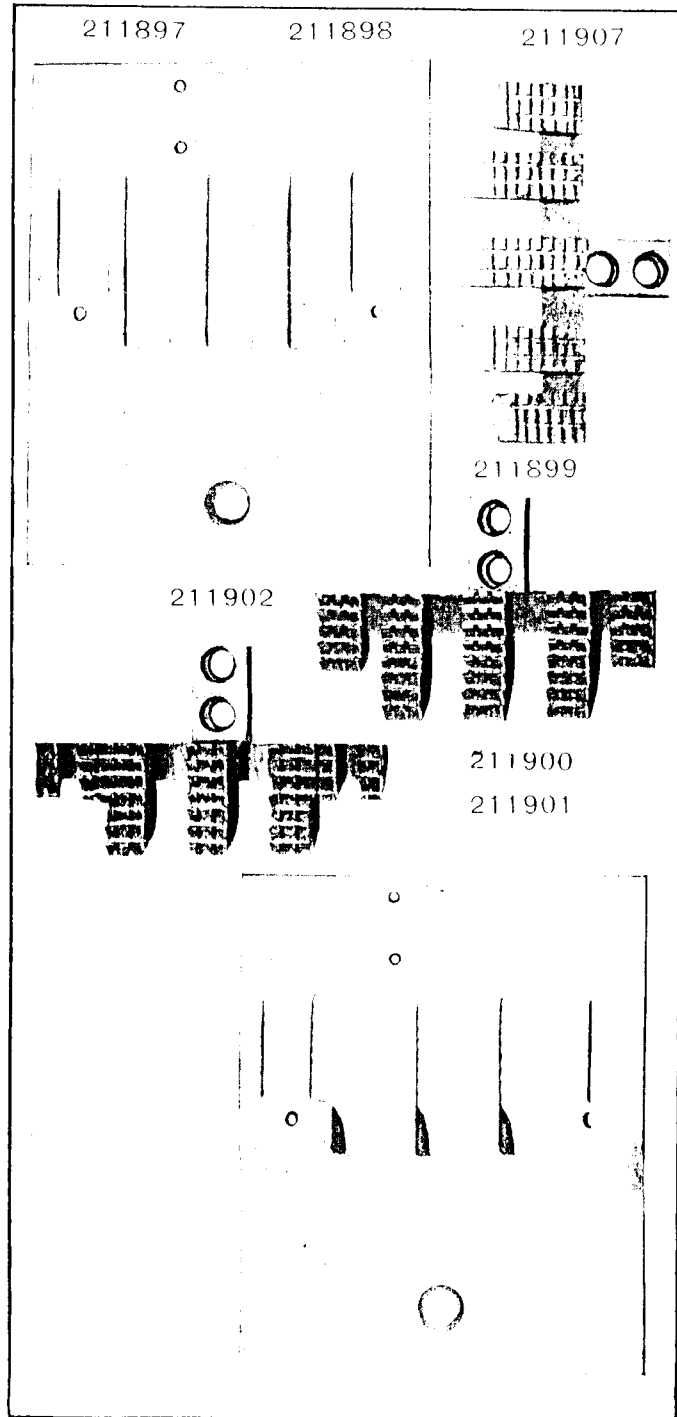


PLATE 12137 -FULL SIZE

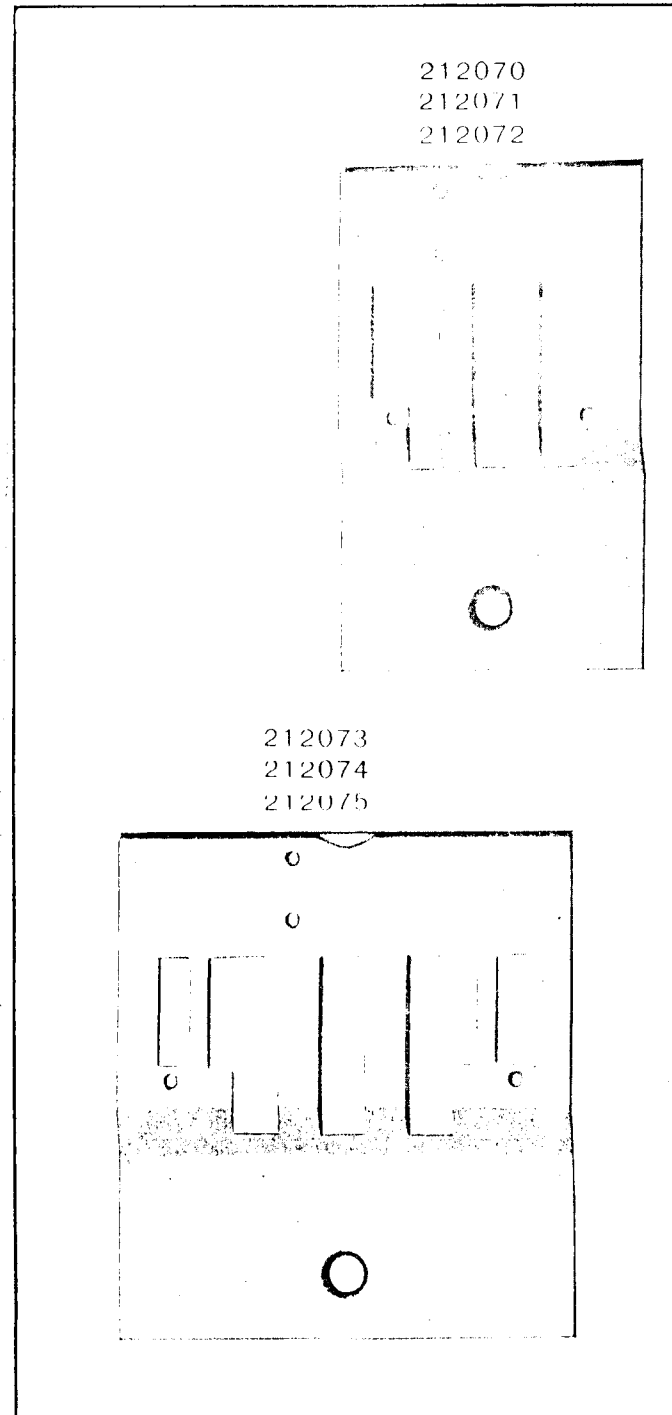


PLATE 12305-FULL SIZE




PLATE 12306-FULL SIZE

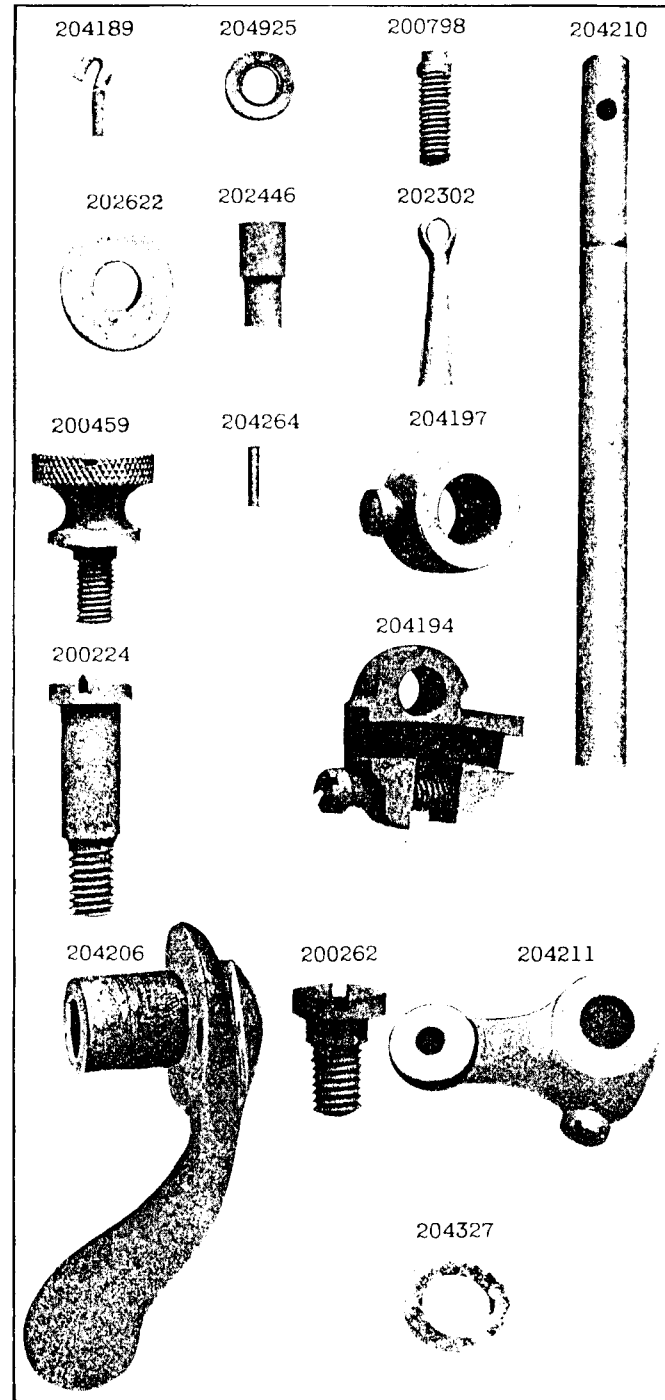


PLATE 12307—FULL SIZE

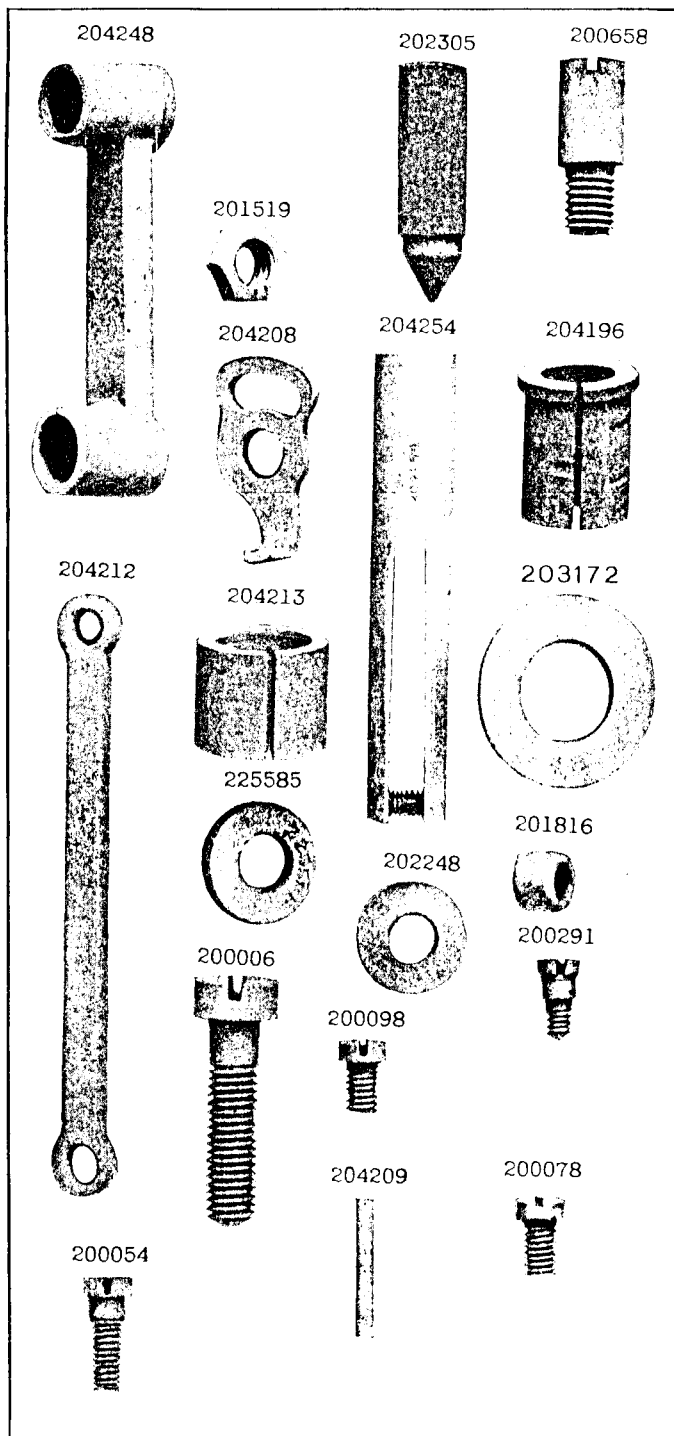
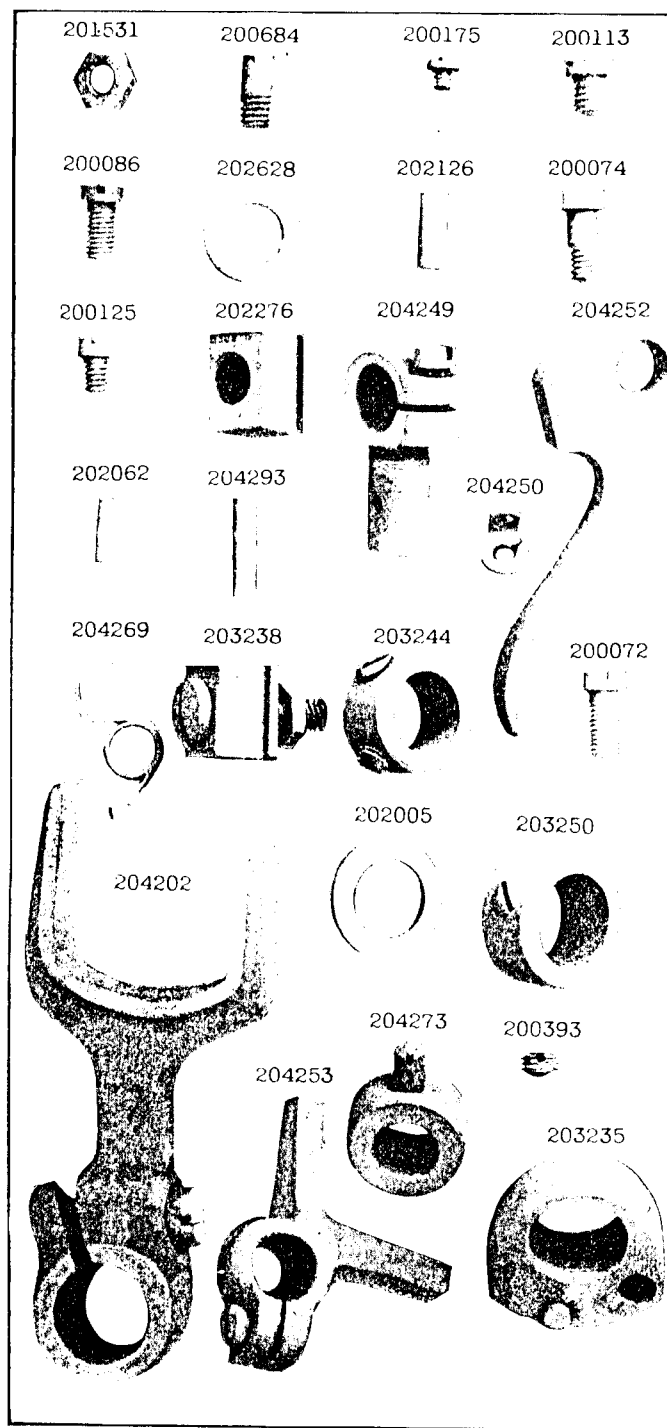


PLATE 12308—FULL SIZE



From the library of: Diamond Needle Corp

PLATE 12309-FULL SIZE


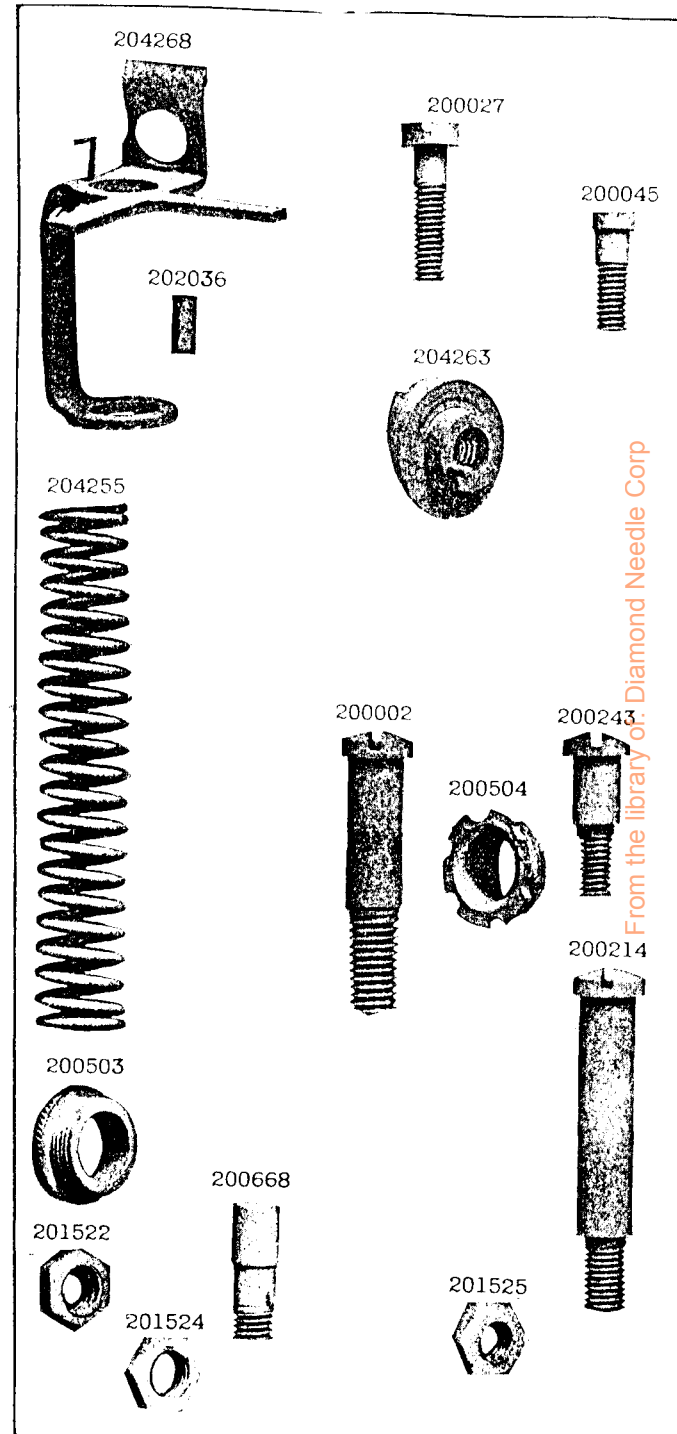


PLATE 12310-FULL SIZE



From the library of Diamond Needle Corp

PLATE 12311-FULL SIZE

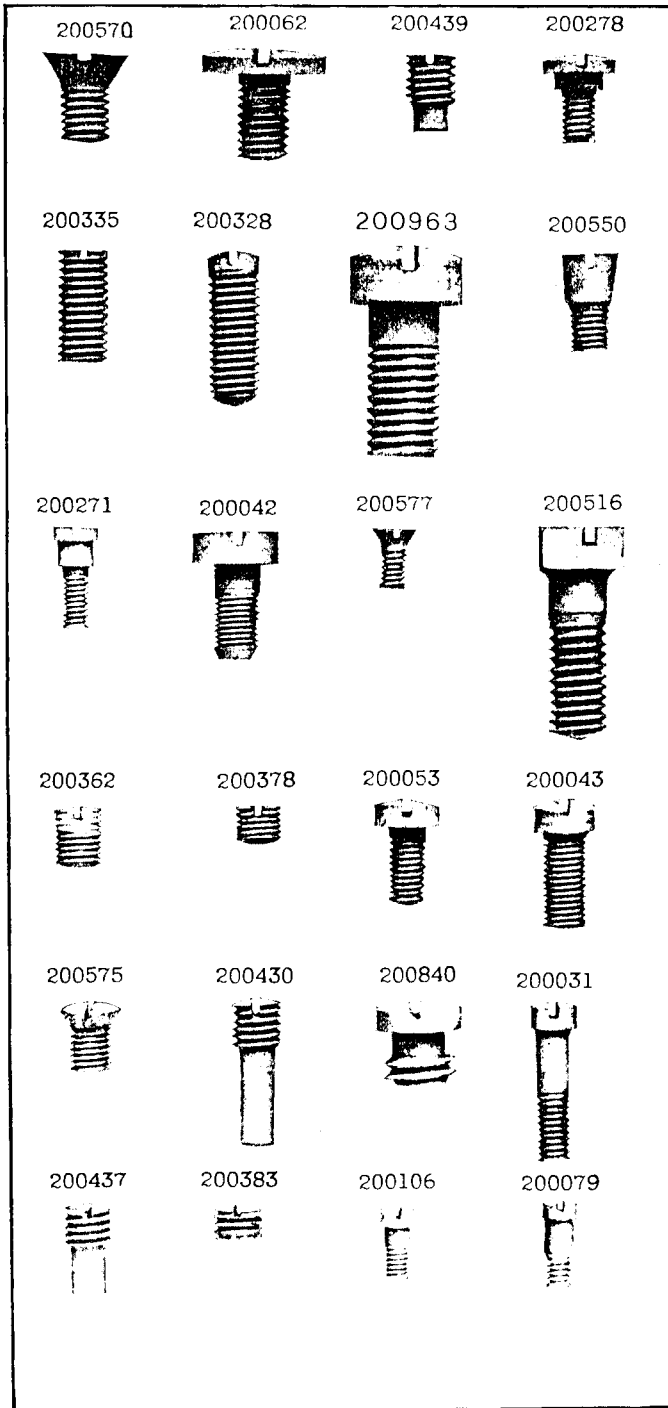


PLATE 12312 -FULL SIZE

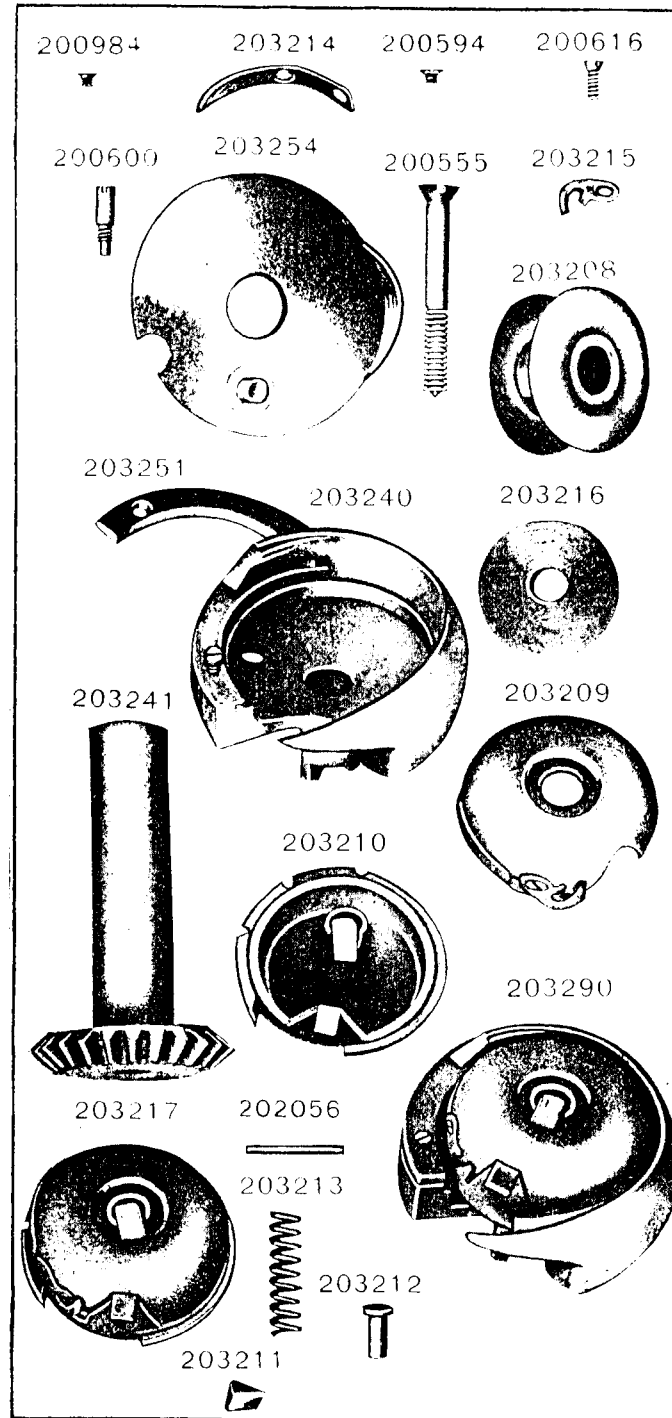


PLATE 12319 - FULL SIZE

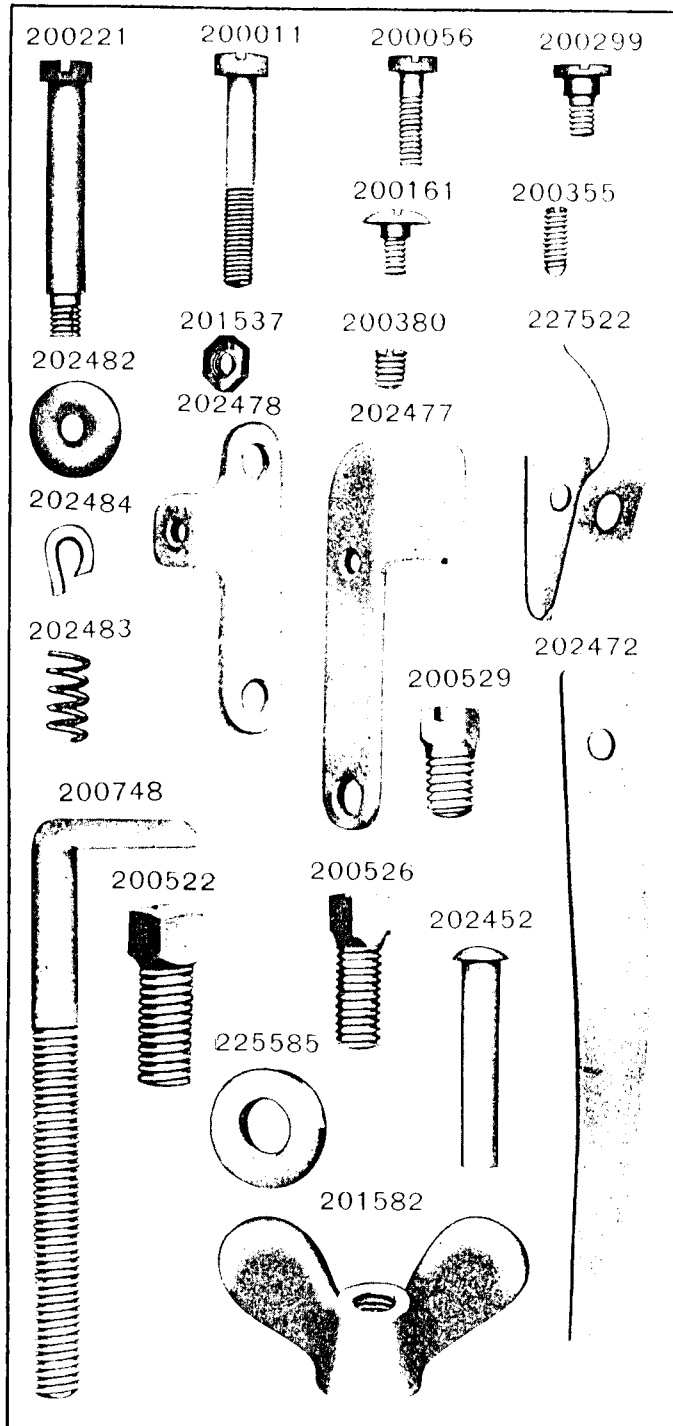


PLATE 12320 - ONE-HALF SIZE

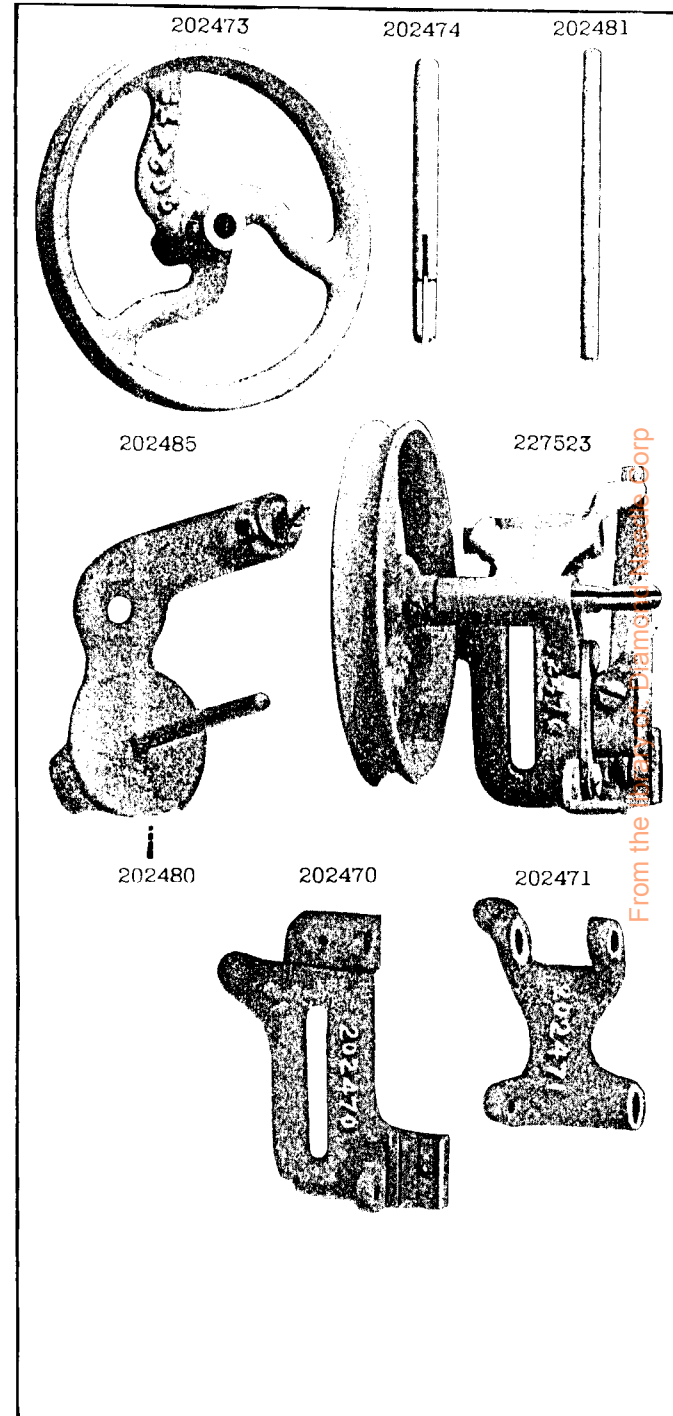


PLATE 12321—FULL SIZE

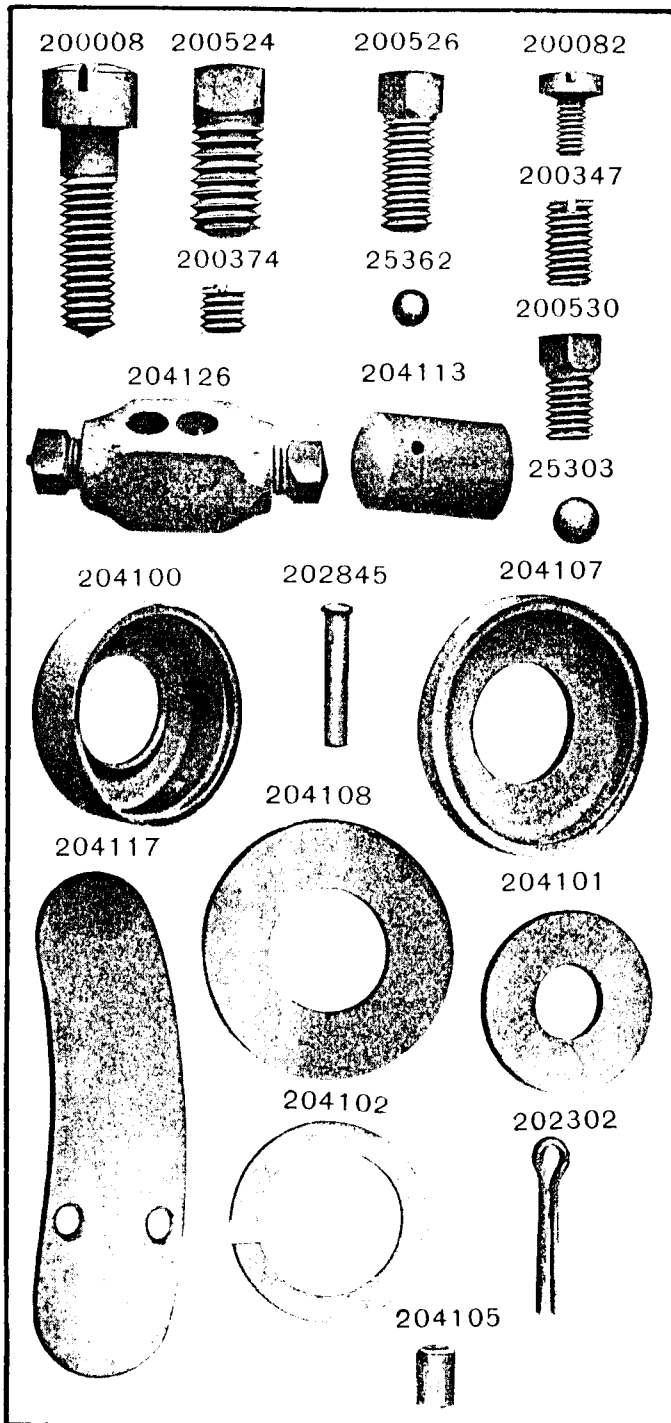
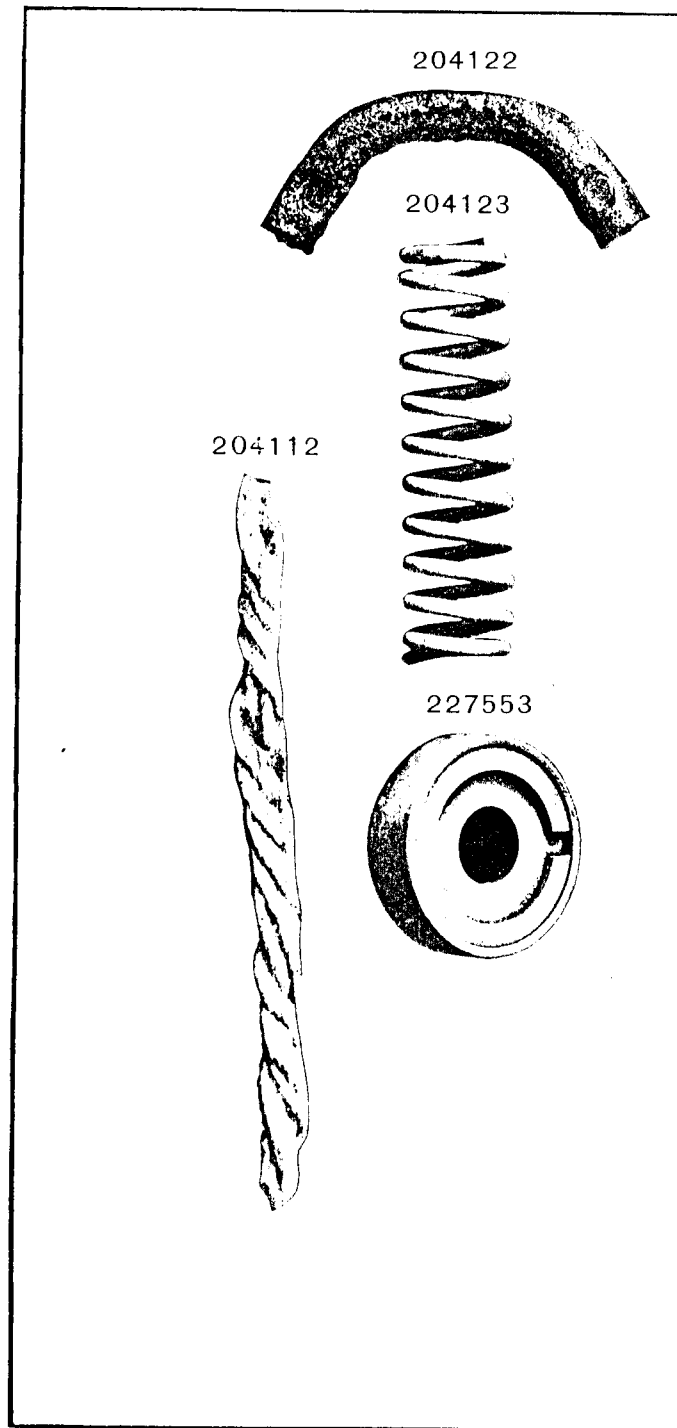


PLATE 12322—FULL SIZE



From the library of: Diamond Needle Corp

PLATE 12334—ONE-HALF SIZE

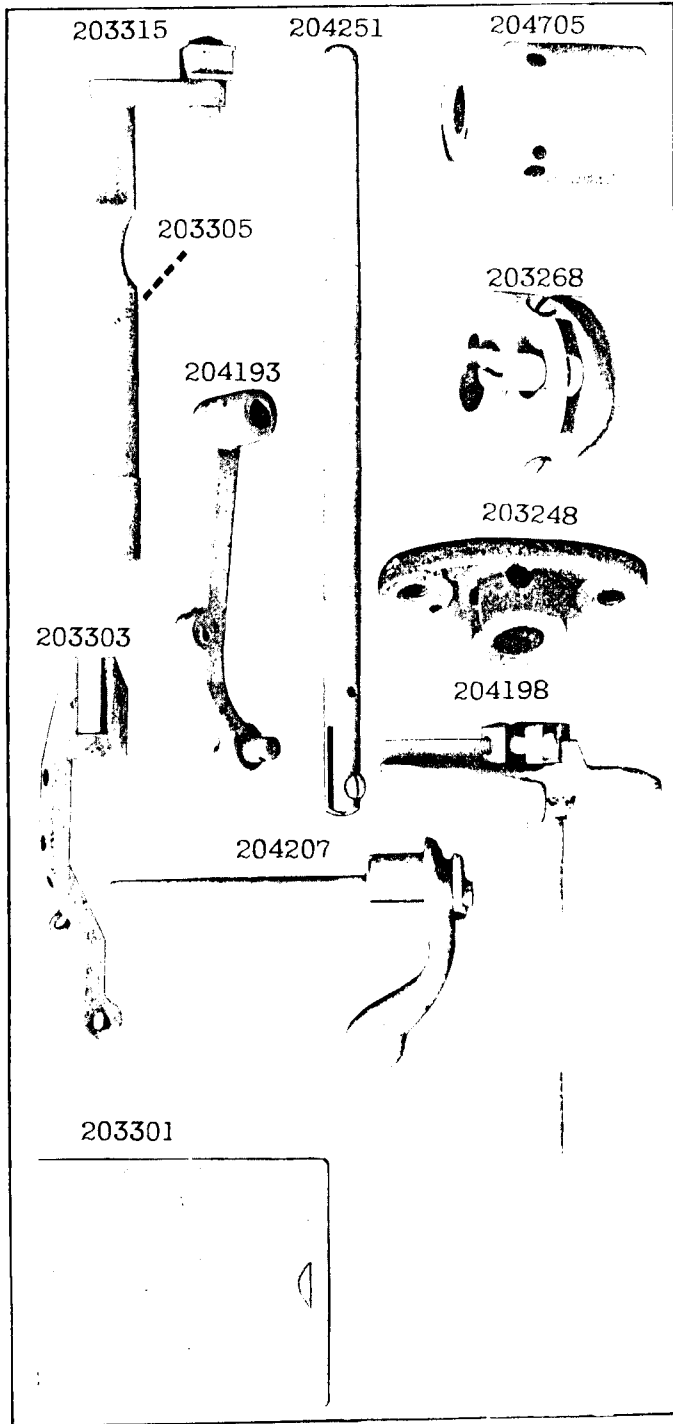


PLATE 12342—FULL SIZE

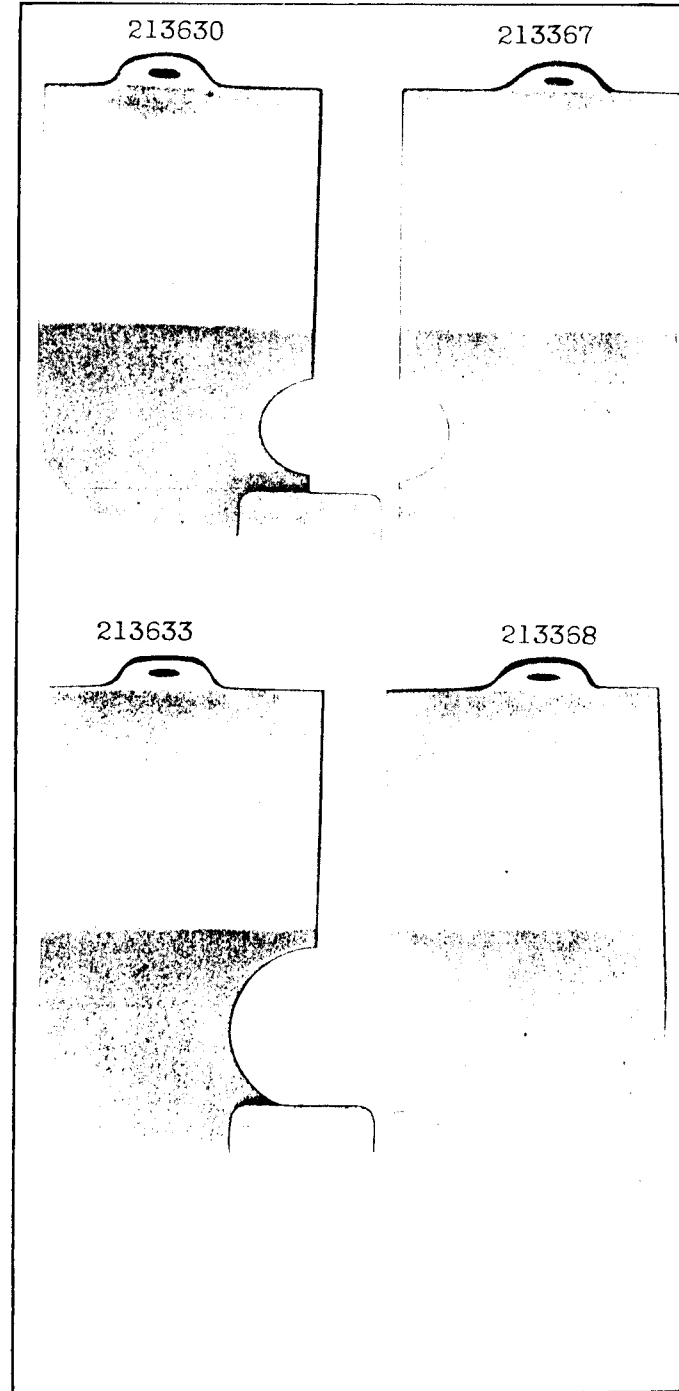


PLATE 12345—ONE-HALF SIZE

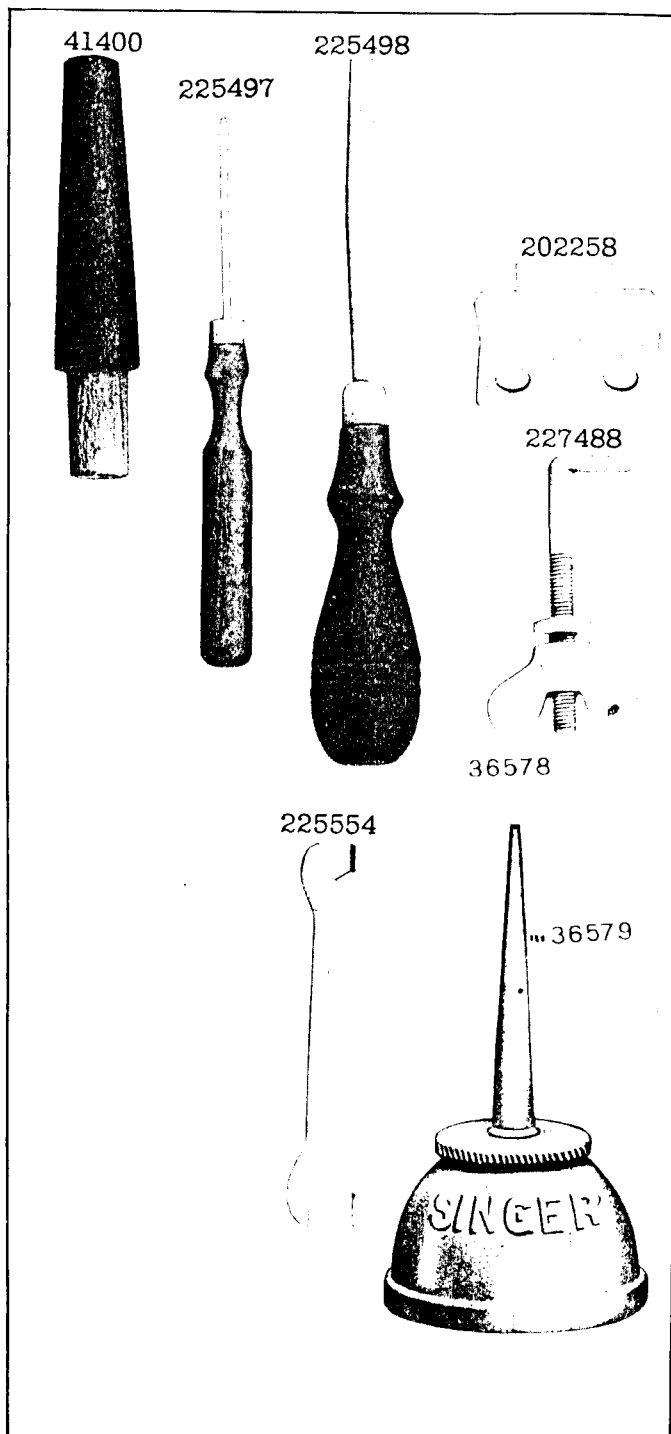


PLATE 12346—ONE-FOURTH SIZE

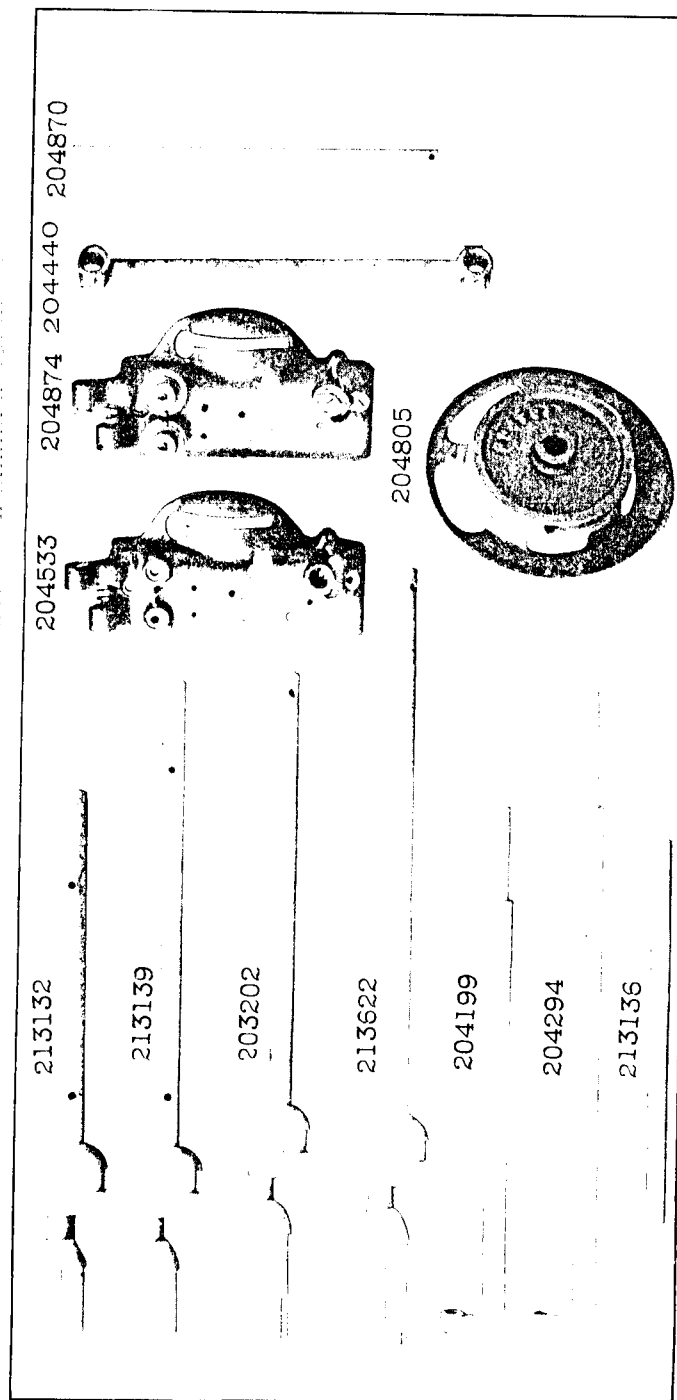


PLATE 12350—FULL SIZE

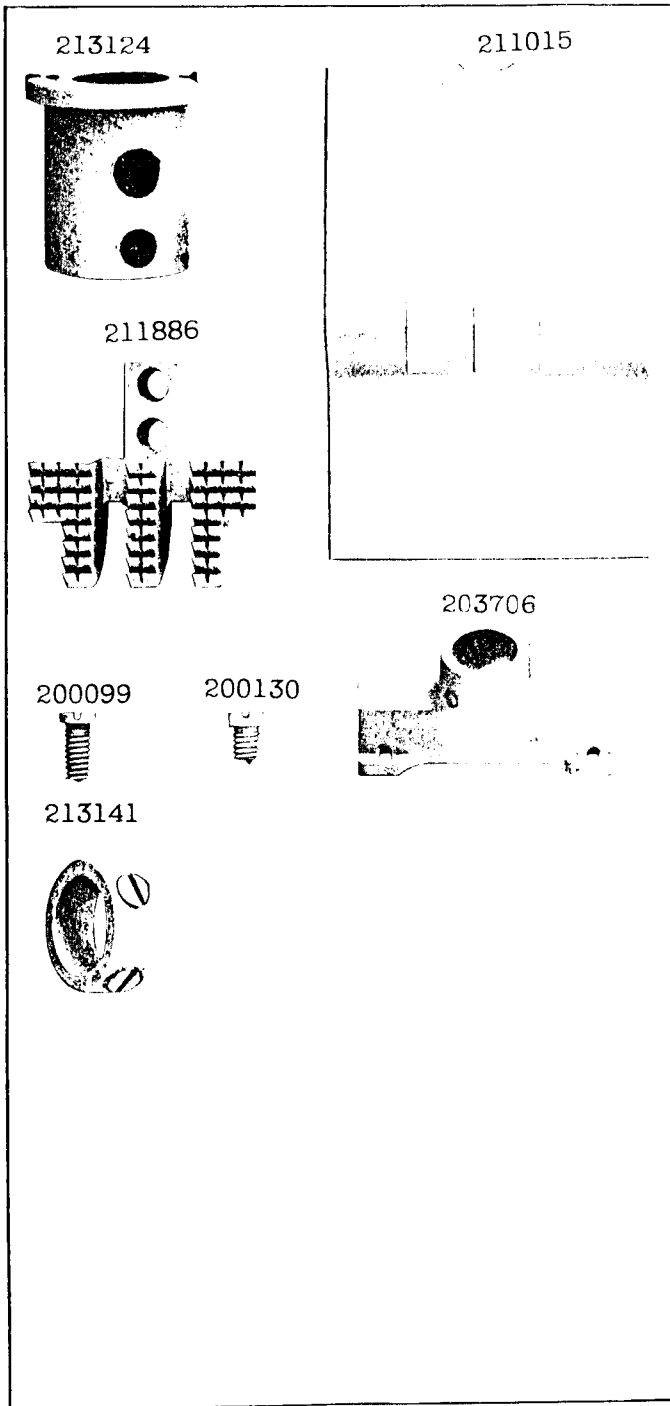
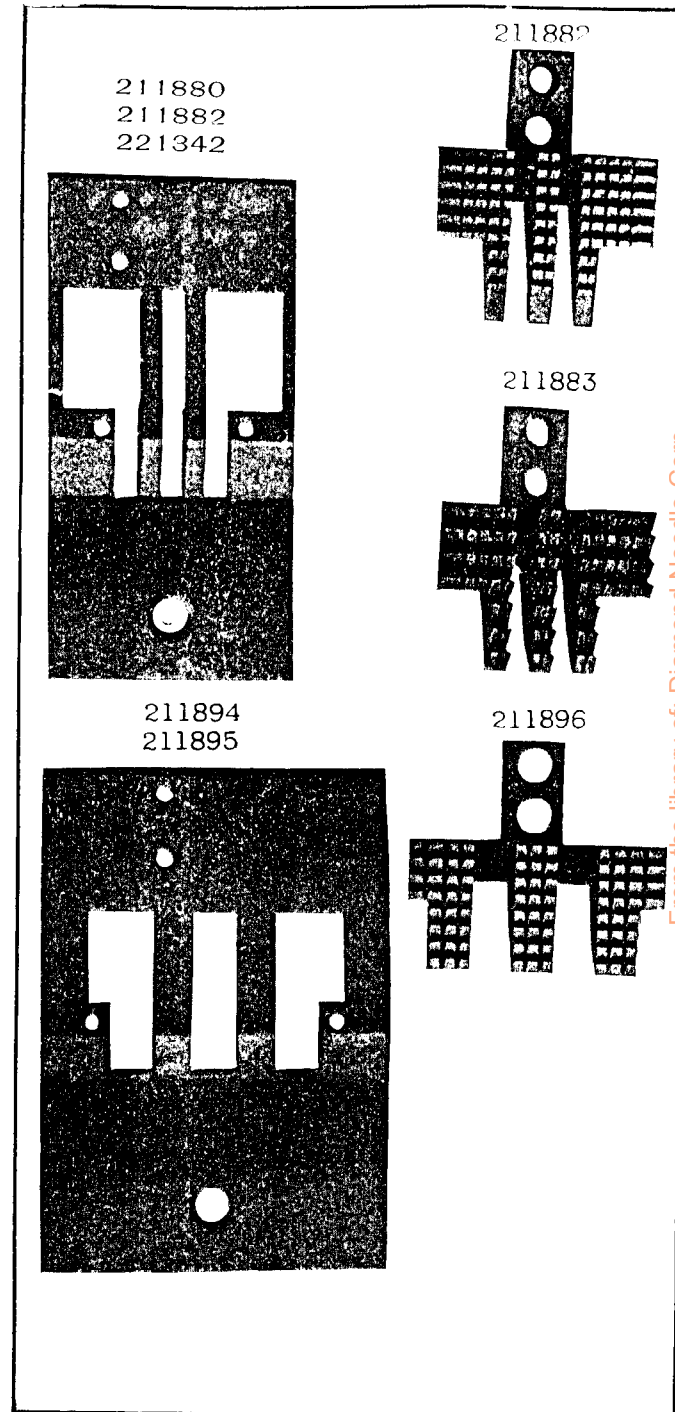



PLATE 12362—FULL SIZE




From the library of: Diamond Needle Corp

PLATE 12363—FULL SIZE

211913 221341



211914



211016






PLATE 12364—FULL SIZE

203707



203705



From the library of: Diamond Needle Corp

PLATE 12368—FULL SIZE

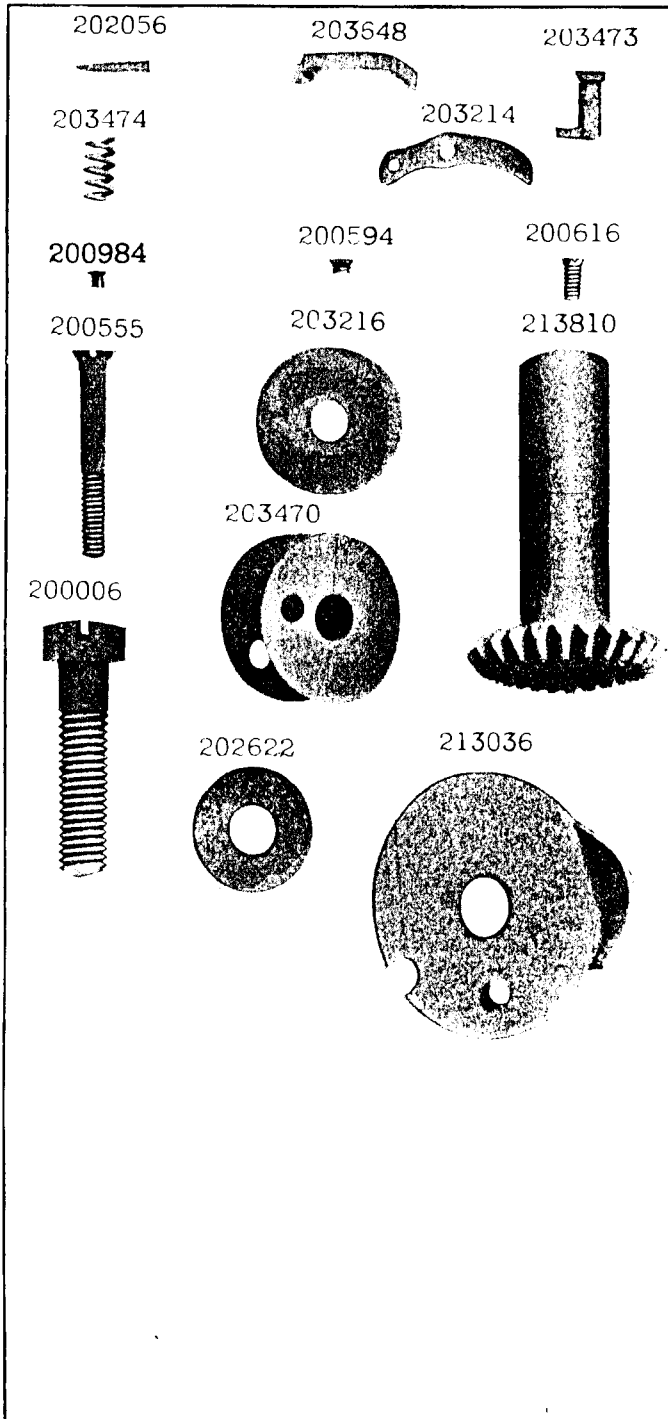


PLATE 12376—FULL SIZE

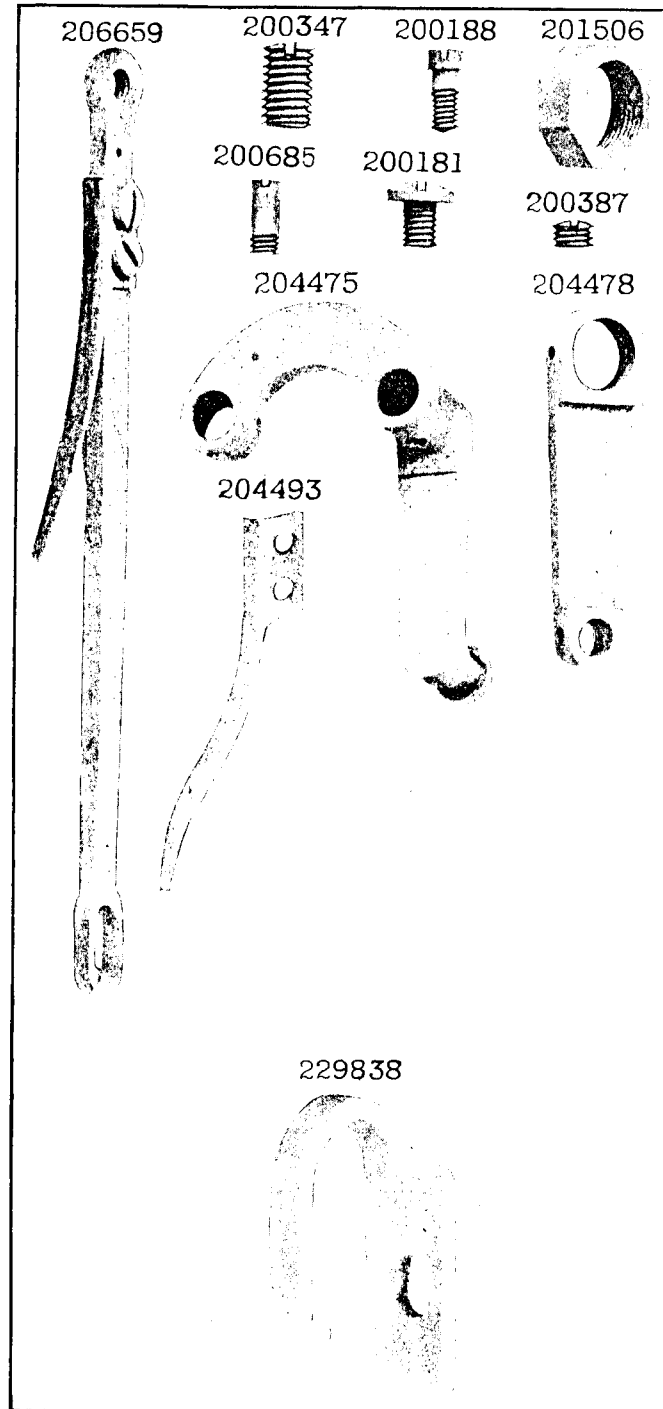


PLATE 12386-FULL SIZE

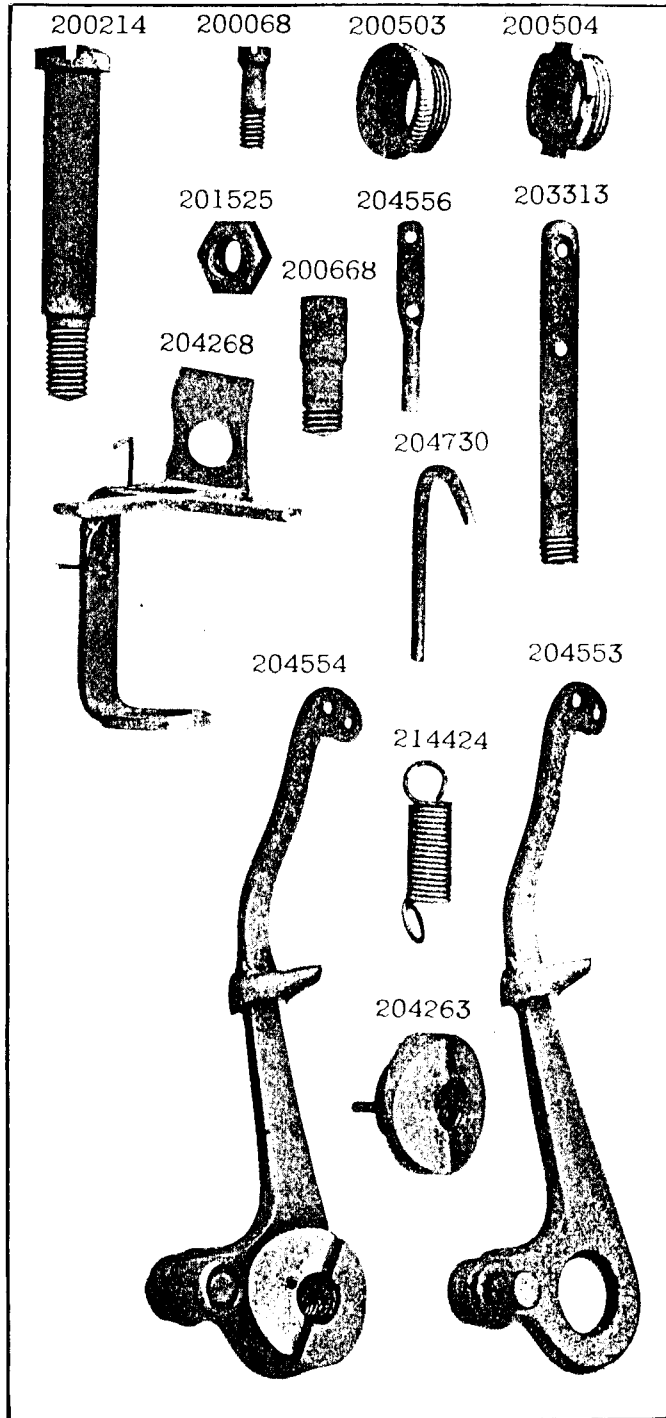


PLATE 13041-FULL SIZE


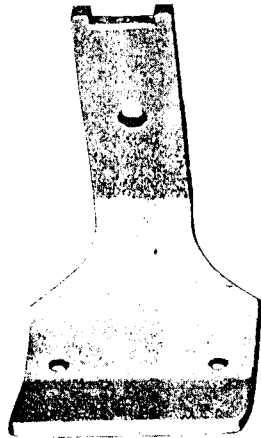


PLATE 13073-FULL SIZE

229108



229110

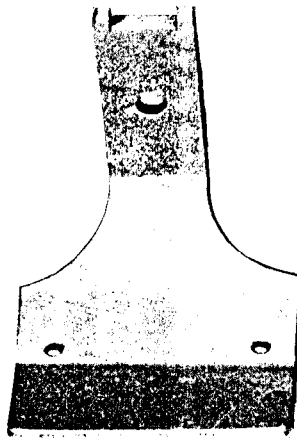


PLATE 13075-FULL SIZE

229117


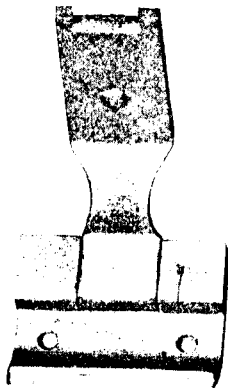



PLATE 13087--FULL SIZE

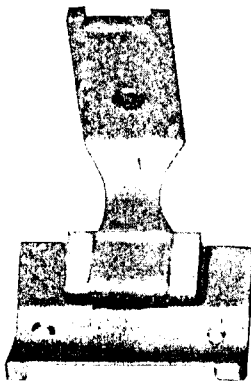
229204



229204



229206



229206






PLATE 13088--FULL SIZE


229208



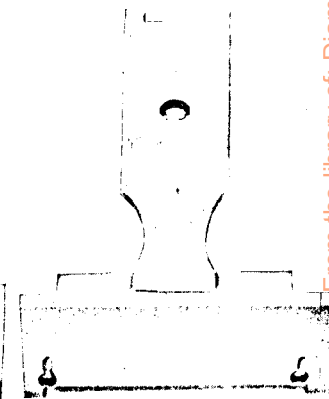
229208



229210



229210



From the library of: Diamond Needle Corp

PLATE 13089—FULL SIZE

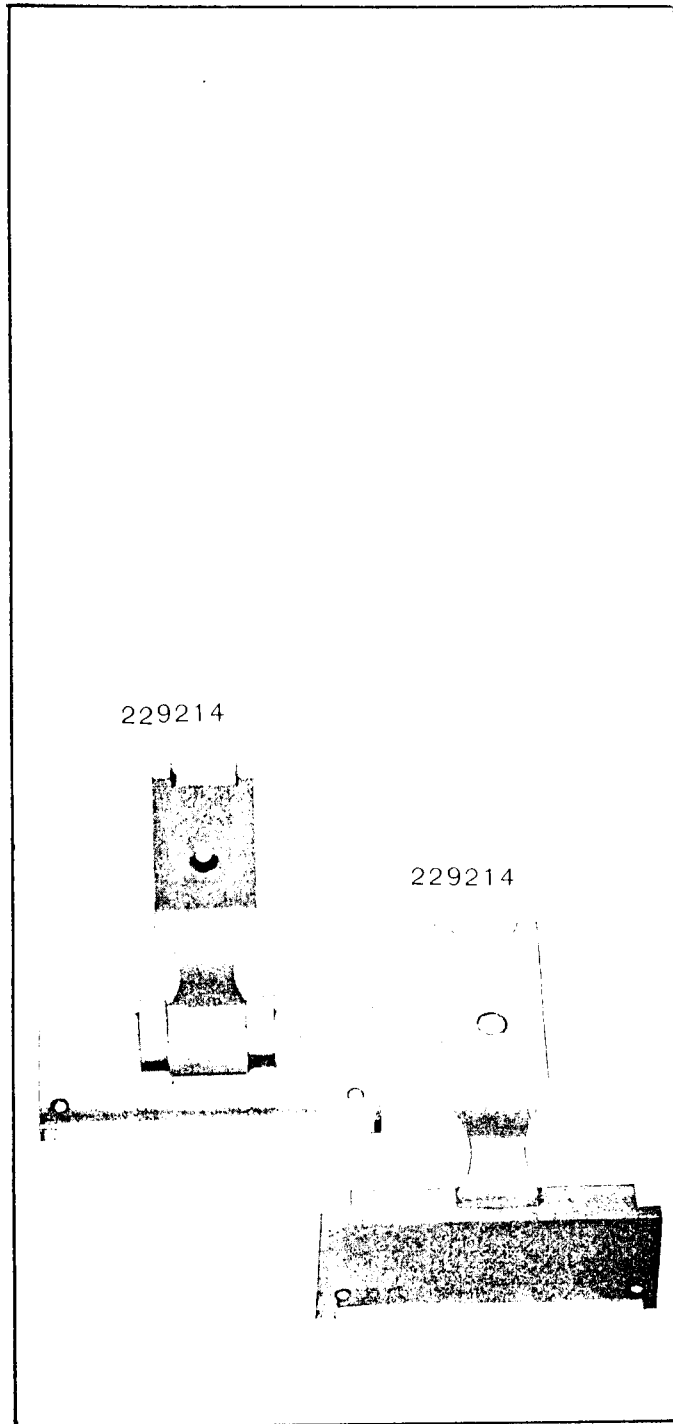
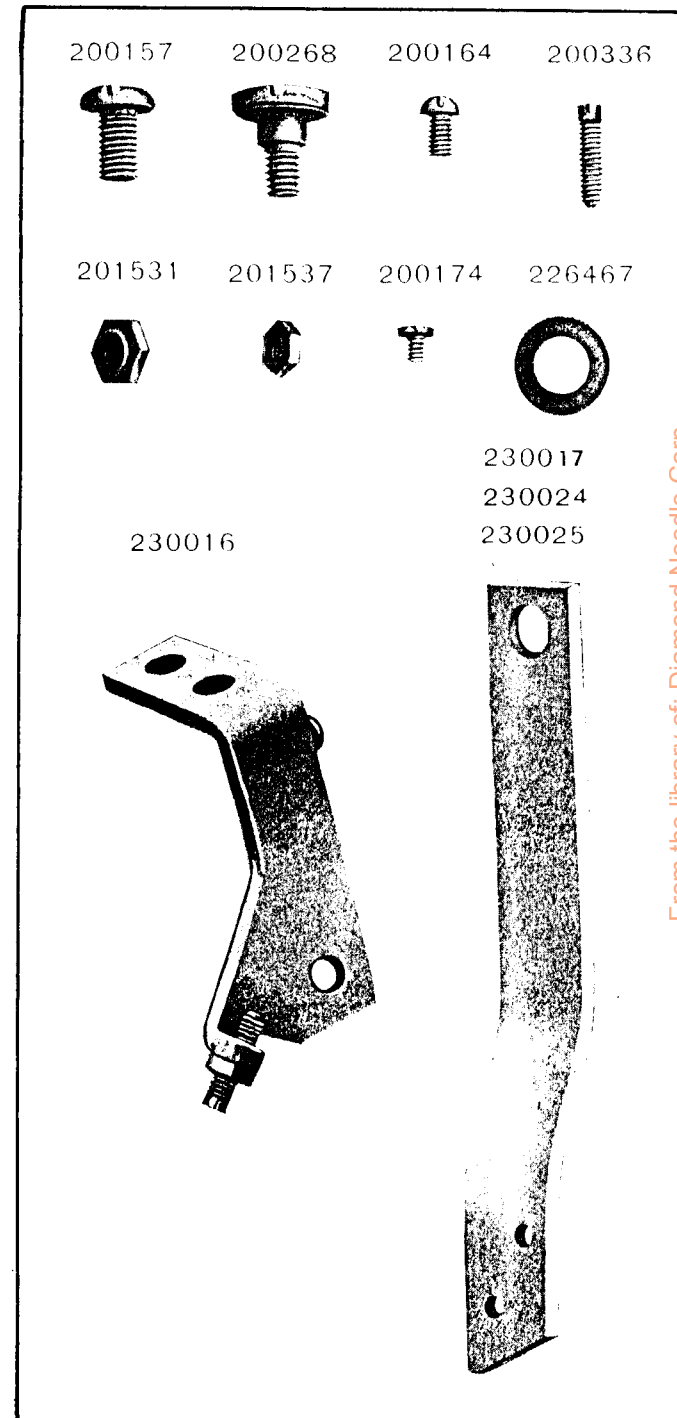


PLATE 14530—FULL SIZE



From the library of: Diamond Needle Corp